



1

Hello!

am/are/is, my/your • This is ... • How are you? • Good morning!
What's this in English? • Numbers 1-10 • Plurals

STARTER

T 1.1 Listen. Say your name.



WHAT'S YOUR NAME?

am/are/is, my/your

1 T 1.2 Read and listen.

Pablo Hello, I'm Pablo. What's your name?

Ahmed My name's Ahmed.

Pablo Hello, Ahmed.

T 1.2 Listen and repeat.

GRAMMAR SPOT

I'm = I am

name's = name is

What's = What is

2 Stand up and practise.

Hello, I'm _____.
What's your name?


My name's _____.



INTRODUCTIONS

This is ...

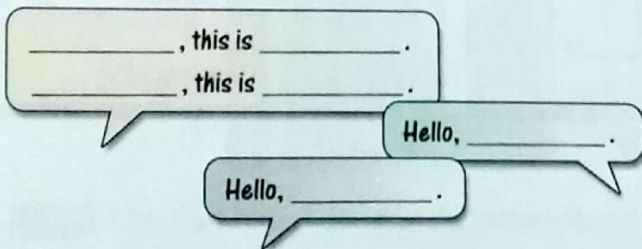
1 **T 1.3** Read and listen.



Pablo Ben, this is Ahmed.
Ahmed, this is Ben.
Ahmed Hello, Ben.
Ben Hello, Ahmed.

T 1.3 Listen and repeat.

2 Practise in groups of three.



Nice to meet you

3 **T 1.4** Read and listen.



Judy Hello. My name's Judy Koblenz.
Robert Hello. I'm Robert Smith.
Nice to meet you.
Judy And you.

T 1.4 Listen and repeat.

4 Practise in pairs. Say your first name and surname.

A Hello. My name's _____.

B Hello. I'm _____.
Nice to meet you.


A And you.

5 **T 1.5** Listen to the English names.

♂ James Bond Robert Taylor Henry Baker

♀ Susie Walsh Anita Johnson Katherine Smith

Choose a name. Stand up and say hello.




HOW ARE YOU?

1 **T1.6** Read and listen.



1 **Pablo** Hi, Ben. How are you?
Ben Fine, thanks, Pablo. And you?
Pablo I'm OK, thanks.



2 **Ben** Hello, Ahmed. How are you?
Ahmed Very well, thank you. How are you?
Ben Fine.

T1.6 Listen and repeat.

2 Answer your teacher.

Hi, _____. How are you?

Fine, thanks.

Fine, thanks. And you?

3 Stand up and practise.

Very well, thank you.

OK, thanks.

GRAMMAR SPOT

Write 'm, is, or are.

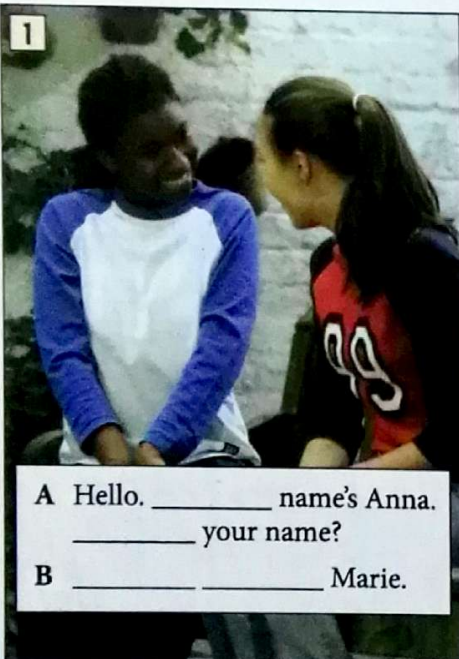
I ____ Sandra.

How ____ you?

This ____ John.

▶▶ Grammar Reference 1.1–1.3 p123


4 Complete the conversations.



1

A Hello. _____ name's Anna.
 _____ your name?

B _____ Marie.



2

A Max, _____ is Carla.

B Hi, Carla.

C Hello, Max. _____ to meet you.



3

A Hi, Eda. _____ are you?

B Fine, thanks, David.
 And _____?

A _____ well, thanks.

T1.7 Listen and check. Practise the conversations.

EVERYDAY ENGLISH

Good morning!

1 Complete the conversations.

Goodbye! Good night! Good morning! Good afternoon!

- 1 A Good morning!
 B Good morning!
 What a lovely day!



- 2 A _____
 B Hello. A cup of tea, please.



- 3 A _____
 B Bye! See you later!



- 4 A _____
 B Good night! Sleep well!



T 1.8 Listen and check. Practise the conversations.

Put the words in the correct order.

- 1 A Good morning!
are you How today
How are you today ?
 B Fine, thanks.

- 2 A Good afternoon!
 B Good afternoon!
coffee cup please of A
 _____, _____.

- 3 A Goodbye!
nice Have day a
 _____.
 B Thank you. And you.
you later See
 _____.





- 4 A Good night!
well Sleep
 _____!
 B Thank you.
you And
 _____.

T 1.9 Listen and check. Practise the conversations.


VOCABULARY AND SPEAKING

What's this in English?

1 Write the words.



- a book
- a camera
- a car
- a photograph
- a computer
- a bag
- a burger
- a television
- a phone
- a sandwich
- a bus
- a house



2 **T 1.10** Listen and repeat the words.

3 **T 1.11** Listen and repeat.

What's this in English?

It's a photograph.

Work with a partner. Point to a picture. Ask and answer questions.

GRAMMAR SPOT

It's = It is

4 Go to things in the room. Ask your teacher.

What's this in English?

It's a ...

Numbers 1-10 and plurals

1 **T 1.12** Read and listen.
Practise the numbers.

1 one

2 two

3 three

4 four

5 five

6 six

7 seven


8 eight

9 nine

10 ten

2 Say the numbers round the class.

3 Write the numbers.



T 1.13 Listen and check.

4 Ask and answer questions.

What's in this picture?

Nine photographs.

5 **T 1.14** Listen and repeat.

/s/	/z/	/ɪz/
book _s	car _s	sandwich _{es}
photograph _s	computer _s	house _s
student _s	burger _s	bus _{es}
	camera _s	
	television _s	
	bag _s	
	phone _s	

GRAMMAR SPOT

Singular	Plural
one book	two books
one bus	two buses

▶▶ Grammar Reference 1.4 p123