

Removable Partial Denture (Terms and Components)

Prosthesis: The replacement of an absent part of the human body by an artificial part (any dental restoration is prosthesis nose eye).

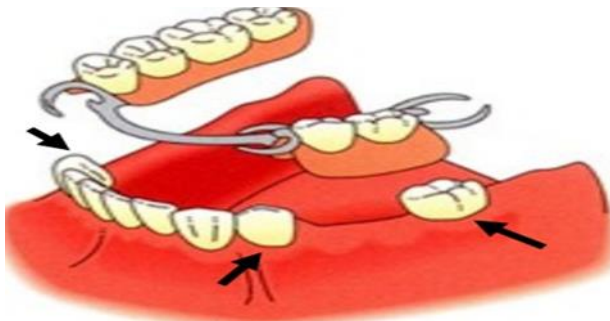
Prosthodontic:-Denotes that branch of dental art or science that treats specifically with the replacements of missing dental and oral tissue.

Dental prosthesis artificial device that replaces one or more missing teeth.

Partial denture dental prosthesis that restores one or more, but less than all of the natural teeth /or associated parts and which is supported by the teeth and /or the mucosa, it may be removable or fixed.



Abutment:-Is a tooth, a portion of a tooth, or a portion of an implant that serves to support and /or retain a prosthesis.



Retainer:-Is defined as any type of device used for the fixation, stabilization, or retention of a prosthesis.



Edentulous:-Without teeth, lacking teeth.

Dentulous condition in which natural teeth are present in the mouth.

Saddle:-The part of the denture that rests on and covers the edentulous areas and carries the artificial teeth and gum work

Free end saddle:- An edentulous area posterior to the natural teeth.

Appliance:- This term is applied only to a device worn by the patient in the course of treatment, such as a splint, orthodontic appliance, obturator, bridge, or crown is properly called a prosthesis.

Component of acrylic removable partial denture:

- 1- ***Acrylic denture base:*** The base acts as a saddle and connector and has a reciprocal function for the retentive wrought wire clasp arm.



- 2- ***Wrought wire clasp:*** Wrought stainless steel wire clasps are used with acrylic P.D. They are attached to the acrylic denture base by embedding its

non-retentive portion in the denture base. The wrought wire clasp consists of the tags, a retentive part (retentive tip), and a non-retentive part, which should be looped or twisted to help anchor it in the acrylic resin of the base.

Traditional Steel Clasp



3-*Acrylic teeth*: Acrylic teeth are attached by a chemical bond with the acrylic denture base.



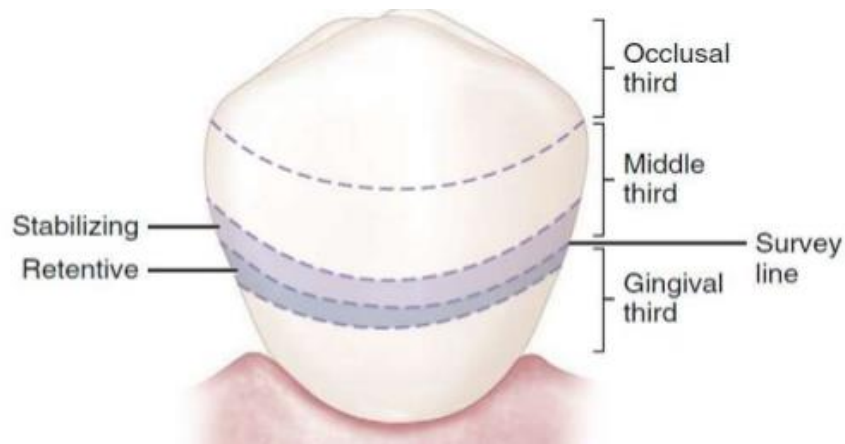
Requirements of removable partial denture:

1-*Stability against horizontal movements*: Is the quality of the prosthesis to be firm, stable, or constant to resist displacement by horizontal force.

2-*Stability against rotational movement*: Is the quality of the prosthesis to be stable or constant to resist the displacement by rotational stress.

3-*Support*.

4-*Retention*: Is the quality of the denture that resists the vertical forces of the dislodgement for example force of gravity, adhesiveness of saliva, or force associated with the opening of jaws.



Types of partial denture:-

1-Fixed partial denture: - Is a prosthesis replacement of one or more missing teeth cemented or attached to the abutment teeth



2-Removable partial denture: - A dental prosthesis that artificially supplies teeth and associated structures in a partially edentulous jaw and which can be removed from the mouth by the patient.




Type of removable partial denture (according to its support):

- 1- *Tooth-borne partial denture*: that partial denture that gives its support from the teeth.
- 2- *Tissue-borne partial denture*: that partial denture that gives its support from the tissue.
- 3- *Tooth-borne- tissue partial denture*: that partial denture that gives its support from the teeth and tissue.

Objectives of removable partial denture:

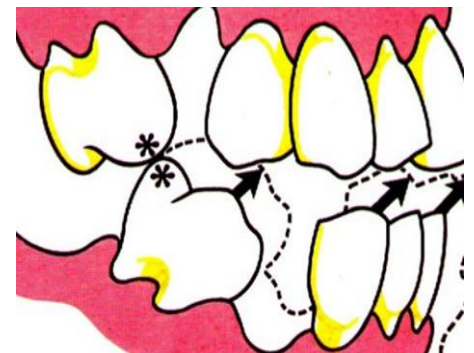
- 1-To restore masticatory function, chewing makes eating easier.



- 3-To improve speech, many sounds are formed by the tongue contacting against teeth.

- 4- To prevent abutment teeth from moving to word the space of lost teeth.

- 5-To prevent opposite teeth from moving to word the space of lost teeth.



Disadvantages of the removable partial denture :-

1-Damage to soft tissue and natural teeth due to either poor denture design or lack of patient care.

2-Increase plaque accumulation which will lead to change in its composition.



Thank you