

## 2. Classification based on arch configuration

The most widely accepted system of classification of RPDs and partially edentulous arches was proposed by Dr. Edward Kennedy in 1923. It is based on the configuration of the remaining natural teeth and edentulous spaces.

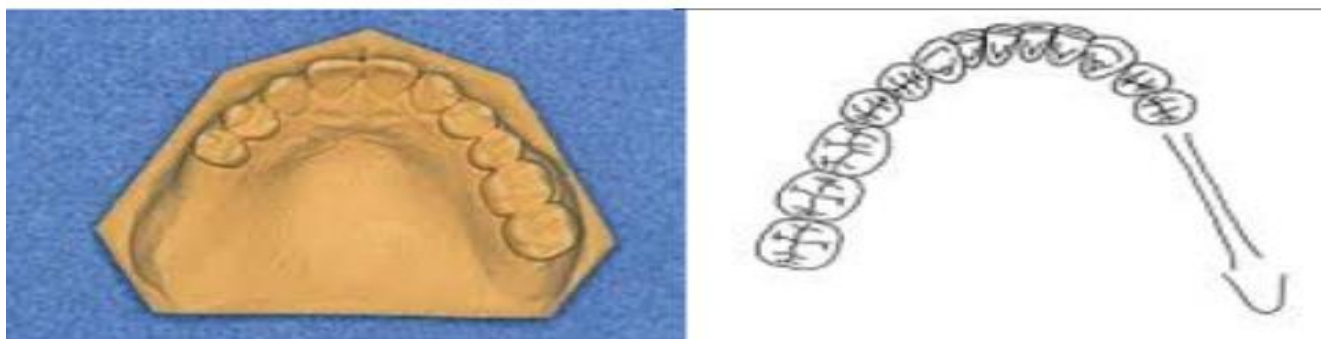
### The Kennedy Applegate-Fiset Classification System

#### The Basic Classes

**Class I** : Bilateral edentulous areas located posterior to the remaining teeth.



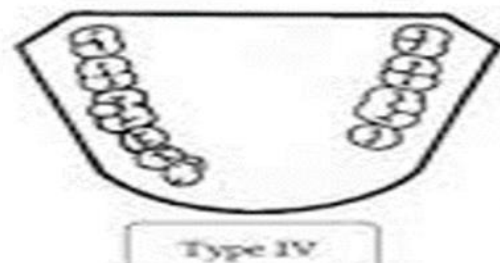
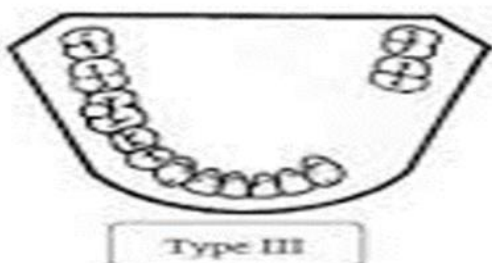
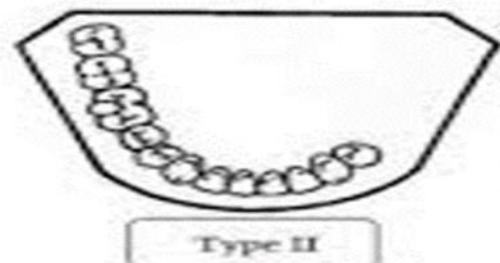
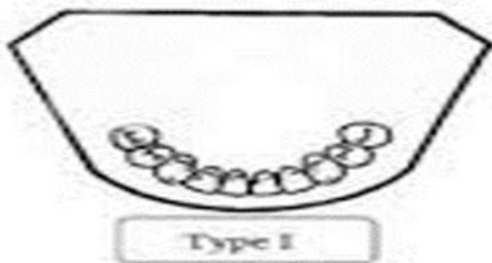
**Class II** : A unilateral edentulous area located posterior to the remaining teeth.



**Class III** : A unilateral edentulous area bounded anterior and posterior by natural teeth.



**Class IV** : A single, but bilateral (crossing the midline) edentulous area located anterior to remaining teeth.



## Applegate Rules for applying the Kennedy's classification

**Rule 1:** The classification should come after, not before, extractions.

**Rule 2:** If the 3rd molar is missing and not to be replaced, it is not considered in the classification.

**Rule 3:** If the 3rd molar is present and is to be used as an abutment, it is considered in the classification .

**Rule 4:** If the second molar is missing and is not used as an abutment, it is not considered in the classification.

**Rule 5:** The most posterior edentulous area determines the classification.

**Rule 6:** Edentulous areas other than those determining classification, are called modification spaces.

**Rule 7:** The extent of the modification is not considered, only the number of additional edentulous spaces.

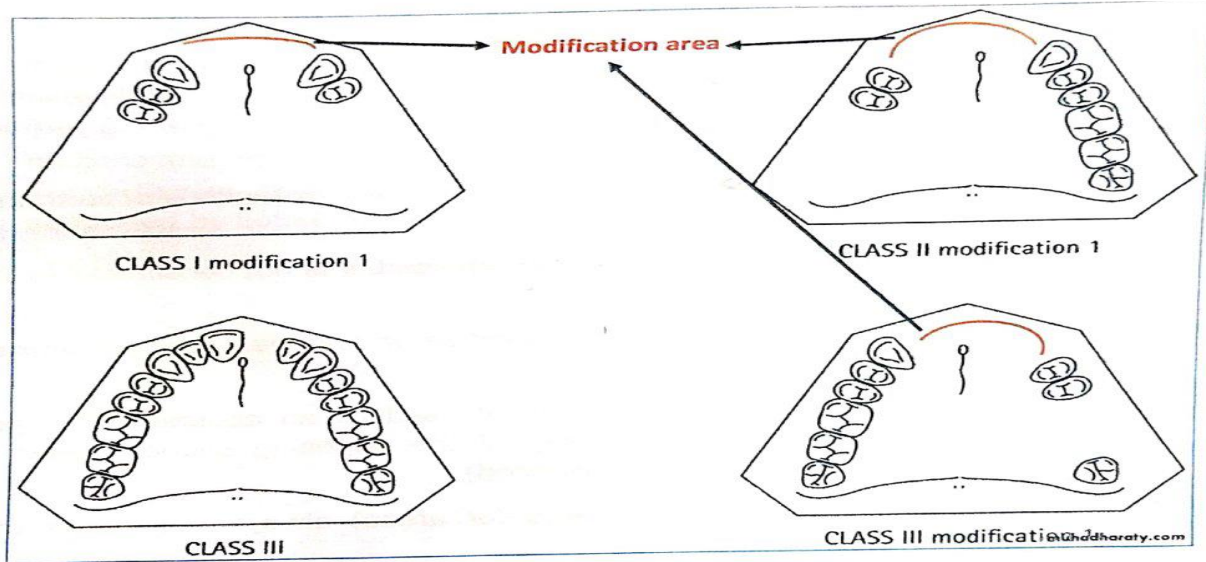
**Rule 8:** There are no modification spaces in class IV.

**Modification area or spaces:** any additional edentulous area being located in a partially edentulous arch other than that main edentulous space that determines the main case classification, these spaces are enumerated and it will determine the final case of the classification.

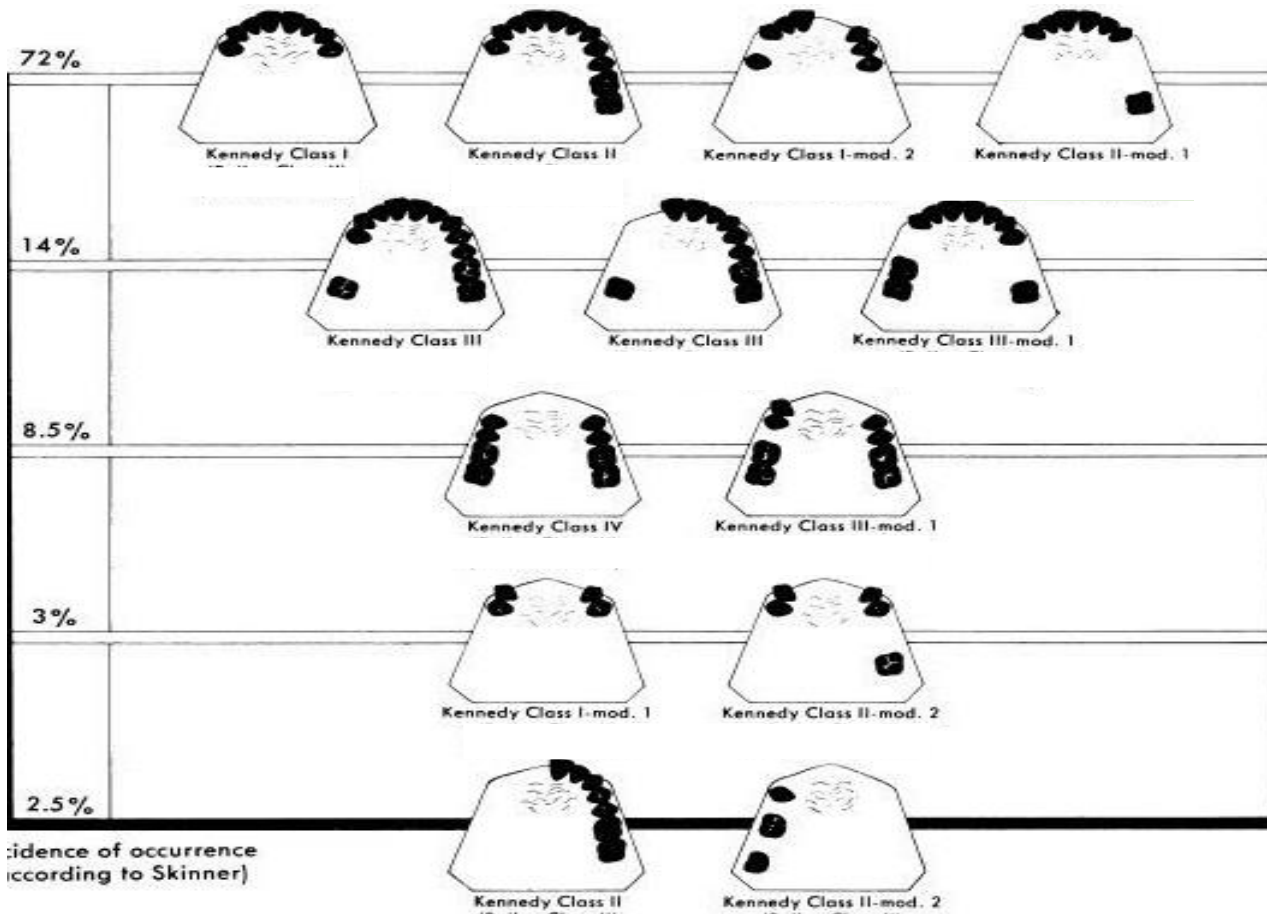
### **Note**

✚ Modification area can be seen in classes I, II, and III only, while in class IV there is **no** modification.

✚ Modification areas can be seen in any anterior or posterior areas.



**In each classification:** - the most posterior edentulous area determine the class type that means we see first the posterior area if we have an edentulous area we determine if it is a bounded or free-end extension area and then we see if it one side (unilateral) or two sides Bilateral. (Then we see if there is another space considered as a modification area).



THANK YOU