

Introduction in AutoCAD

LECTURE ONE

Asst. lecturer
ISRAA HUSSEIN

What is AutoCAD?

- Is Auto computer aided drafting software developed by the company Autodesk (the name AutoCAD).

هو برنامج التصميم بمساعدة الكمبيوتر الآلي الذي طورته شركة أوتوديسك

- This program was developed since 1982 as an application for personal computers, and since 2010 it has been available as a global application that used through browsers and smartphones.
- Is the most popular drawing program used for the 2-D and 3-D drawing.

يتسم الاوتوكاد بالدقة والسرعة والتقنية والخبرة

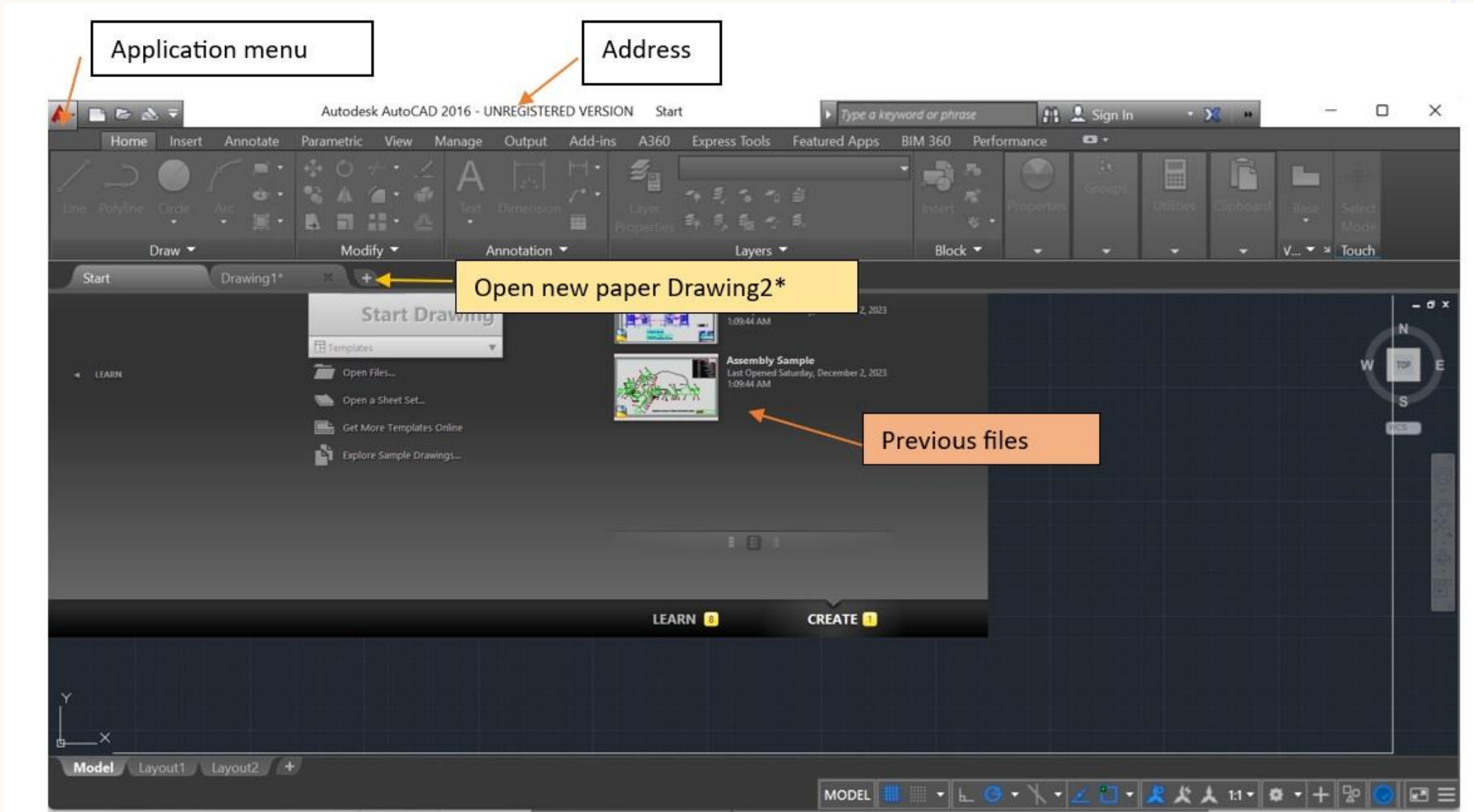
- Is characterized by accuracy, speed, technology and experience.

HOW TO START AutoCAD?

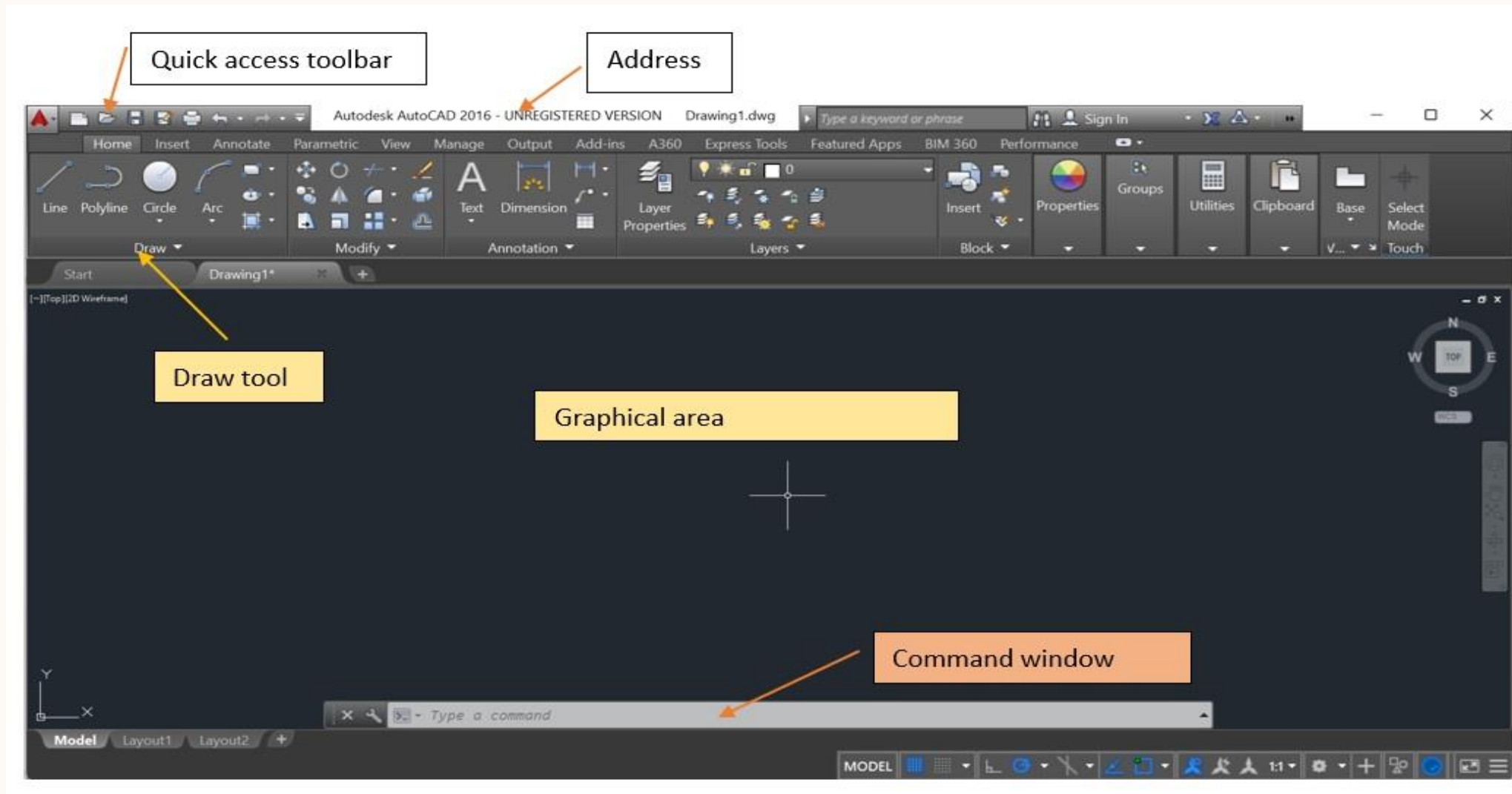
There are two ways to start AutoCAD after installation:

- From the shortcut icon on desktop by double click on this icon.
- From start/ all program/ AutoCAD 2016.

The following interface appears when the AutoCAD starts

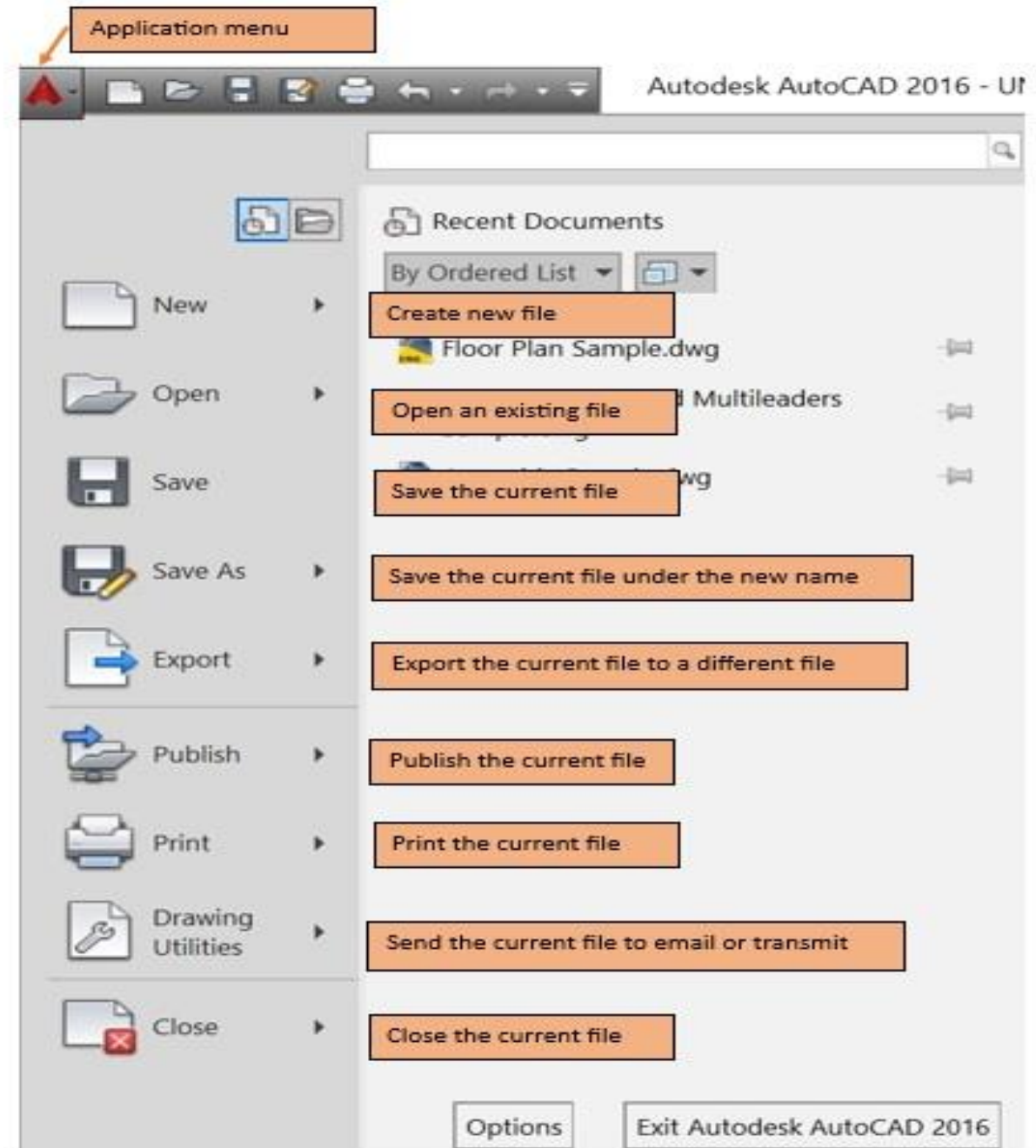


When click on the drawing1* the following interface will appear:

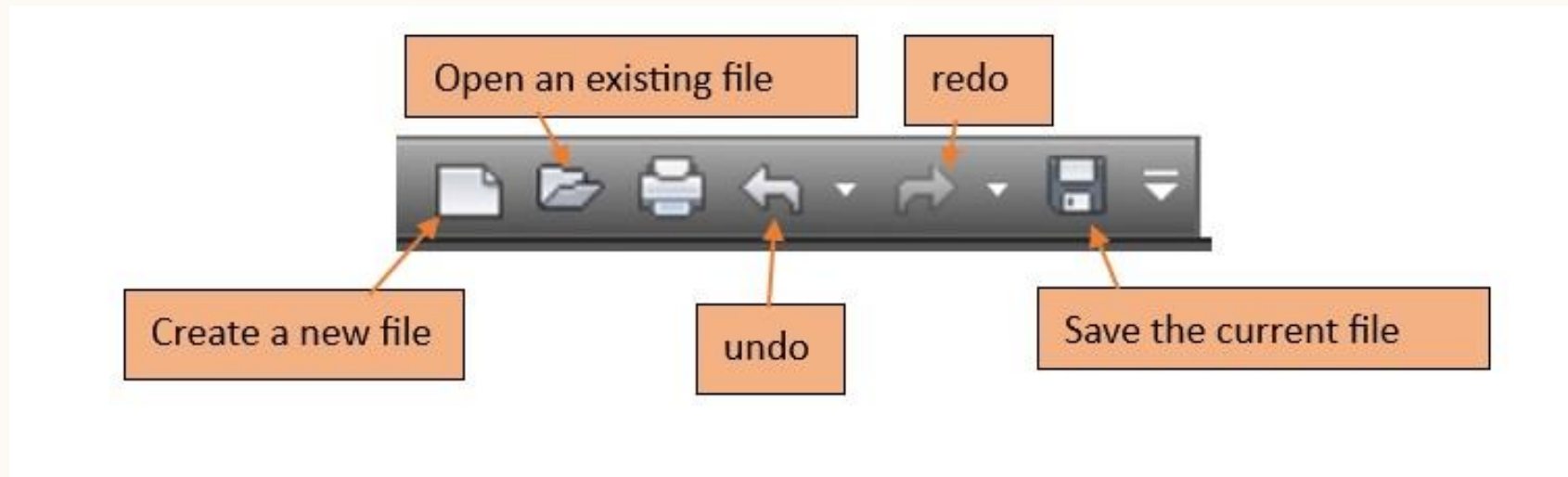


- Address: is consist the program name and the name of opened file.

- Application menu



- Quick access toolbar is the small toolbar located at top left of the screen



- Command window:
- يتم عن طريقها إعطاء الأوامر الى برنامج الاوتوكاد ويمكن ارجاعها عن طريق الضغط على Ctrl+9

Importance thing about AutoCAD

- The mouse is the primary input device:
 - الفأرة أداة ادخال رئيسية
 - The left mouse button is always used to select and/or click. ضغط زر الماوس الأيسر تحديد و\او الموقع
The right mouse button, when clicked, offers a drop-down menu. ضغط زر الماوس الأيمن تظهر قائمة منسدلة
 - Zoom in on your drawing by moving the wheel forward. تكبير الحجم عن طويق تحريك عجلة الماوس الى الامام
 - Zoom out of your drawing by moving the wheel backward. تصغير الحجم عن طريق تحريك عجلة الماوس الى الخلف

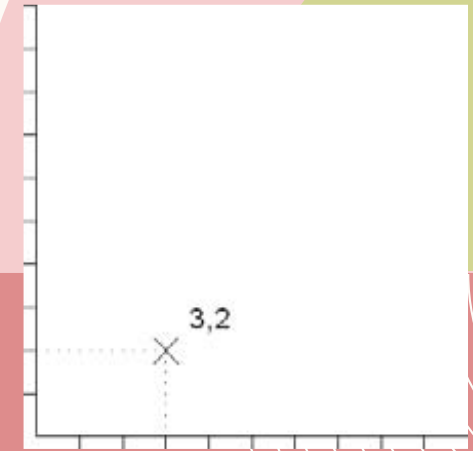
ضغط على عجلة الماوس يحرك الرسم
أيضا تريد



Importance thing about AutoCAD

Points in AutoCAD

- Points are defined (and saved) in AutoCAD using the **Cartesian coordinate system**.
- So the first and most traditional way of specifying points in AutoCAD is to type the coordinates whenever you are asked to do so, by typing X,Y (**pronounced X comma Y**). See the following illustration:



To repeat the last AutoCAD command, press [Enter] or [Spacebar].
To cancel any AutoCAD command, press [Esc].

Importance thing about AutoCAD

- [Enter] = [Spacebar].
- To repeat the last AutoCAD command, press [Enter] or [Spacebar].
- To cancel any AutoCAD command, press [Esc].

THANK YOU

The background features a large white circle on the left, a dark blue circle on the right, and a pink circle on the right with white concentric lines.