

Chapter 3: The Auxiliary

Raith Zeher Abid

The Auxiliary

- In the previous chapter we talked about the auxiliary as a grammatical element that indicate tense.
- This tense is either past or present.
- These two tense constructions, however, does not capture the complexity of language and sentence time indications. For example:

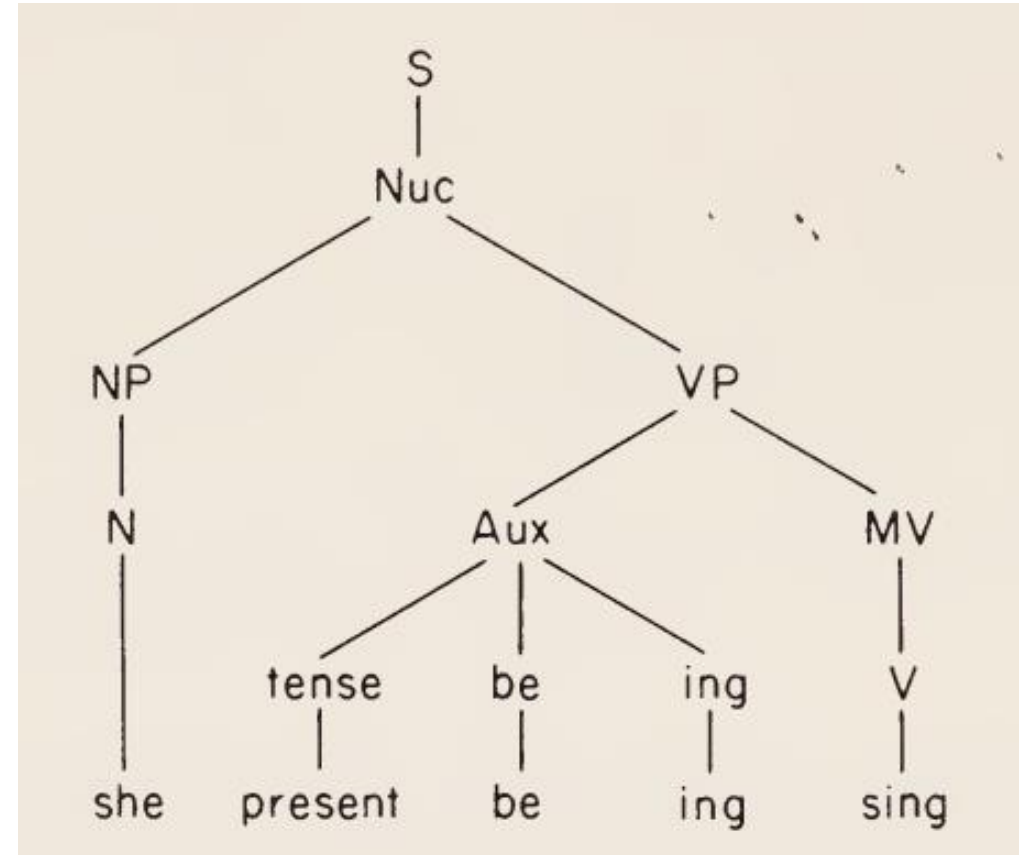
1. The bird sings.	The bird is singing.
2. The bird sang.	The bird was singing.
3. I eat sandwiches.	I am eating sandwiches.
4. I ate sandwiches.	I was eating sandwiches.

The Auxiliary

- In this chapter we are going to learn how we can draw tree structures for verbs with –ing and past participle constructions.
- Firstly, we are going to explain sentence constructions with –ing forms.
- The expanded rule is as follows: p4:AUX \longrightarrow Tense (be+ing)
- This rule indicates that in every Auxiliary there is tense and an optional present participle (-ing form of the verb).
- The –ing is attached to the word that follows the –be- verb.
- For example, look at this tree construction for the sentence ‘she is singing’

The Auxiliary

- **Let us practice:-**
 - He is winning.
 - They were jumping.
 - The car is moving.
 - I am eating sandwiches.



The Auxiliary

- **Look now at the following examples:**

1. We take medicine.	We have taken medicine.
2. We took medicine.	We had taken medicine.
3. Ann drinks milk.	Ann has drunk milk.
4. Ann drank milk.	Ann had drunk milk.
5. I am here.	I have been here.

- We expanded the P4 rule in the previous slides to account for present participle. Now we are going to expand it further to account for past participle:

P4: Aux → tense (Have+en)

The Auxiliary

- This phrase structure can be explained as the auxiliary must contain a tense with an optional have/has and a verb in its past participle form.
- In English, it is not uncommon to have both the –en form and the –ing form in the same sentence.

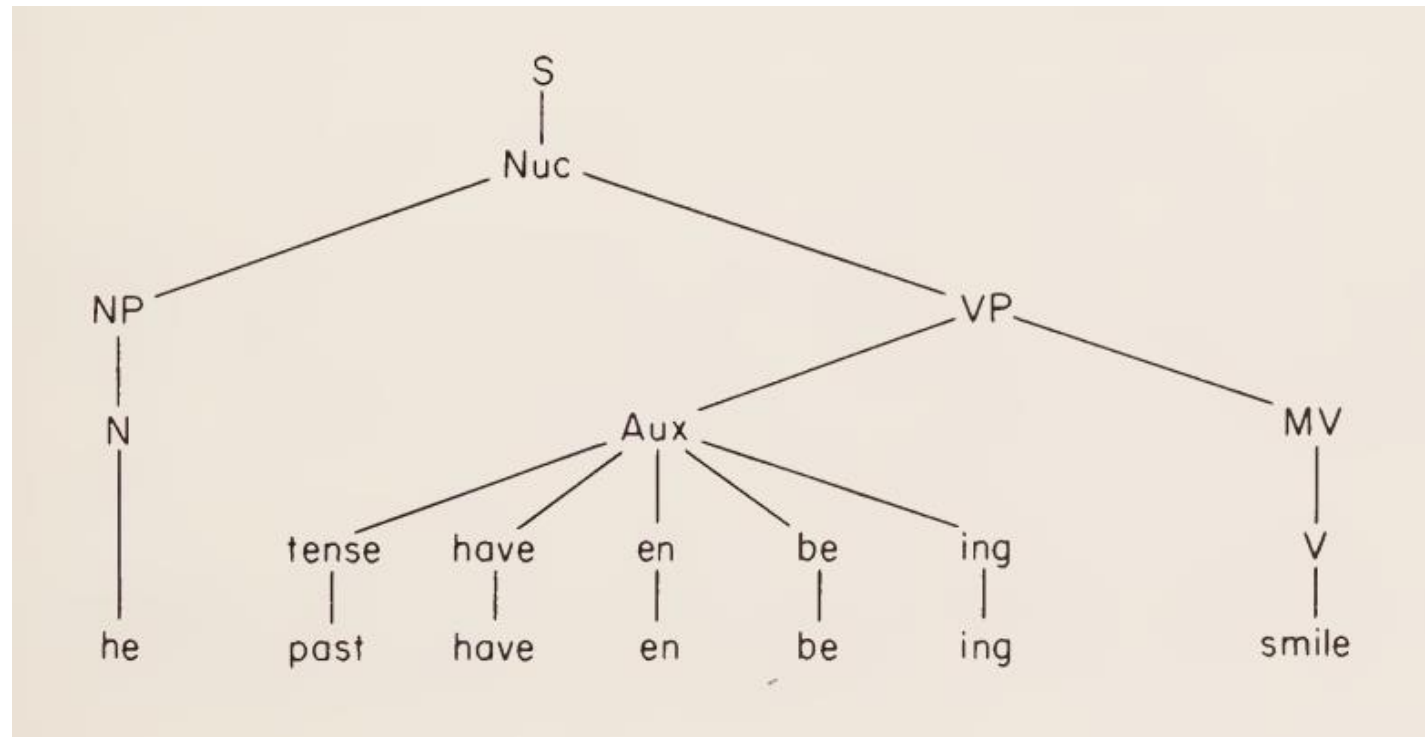
- For example:-

1. They had been singing songs.
2. They have been singing songs.
3. She has been smiling at me.
4. She had been smiling at me.

- The rule will be as follows: P4: Aux → Tense (have+en)(be+ing)

The Auxiliary

- An example tree structure:



The Auxiliary

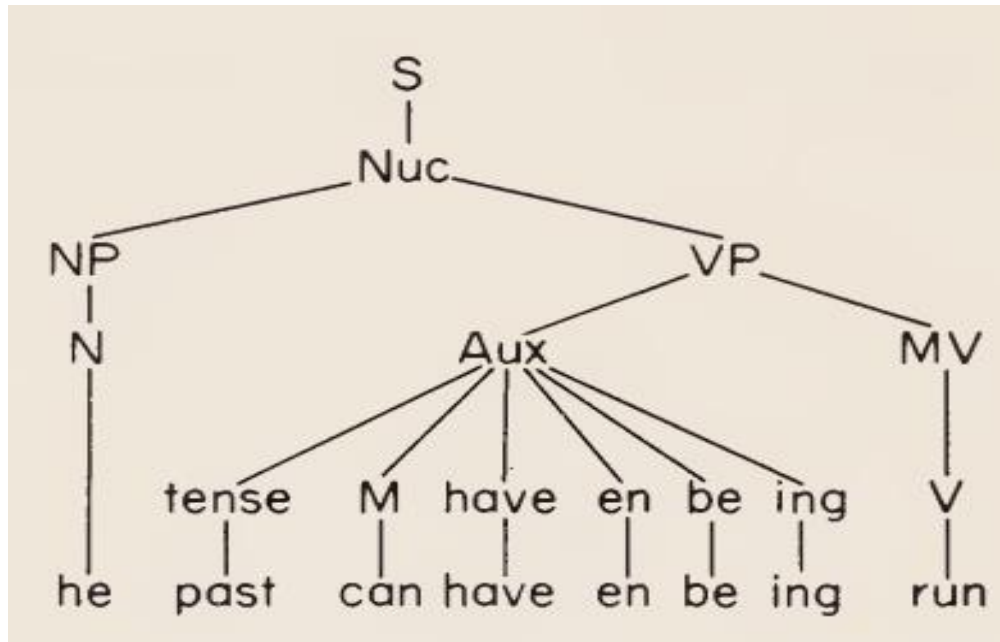
- In this section of the lecture, we are going to add the modal verb to account for the following tree structures:

1. I can give the answer now.
2. I could give the answer yesterday.
3. They will stop soon.
4. They would stop soon.
5. She may be joking.

- **The rule will be as follows:**
- **P4: Aux → Tense (M) (have+en)(be+ing)**

The Auxiliary

- Regardless of the meaning of the sentence, we classify the auxiliary as follows:
- **Present tense:** can, shall, will, must, may
- **Past tense:** could, should, would, might
- For Example: He could have been running.



The Auxiliary

- In Transformational Grammar the AUX is divided into two (past/present), even though there are several forms in the English language that represent time.
- The reason for this division is that although time in English is often expressed by grammatical forms other than tense, all these forms go back to the tense of present or past because the first AUX that follows tense is either present or past. If there are no auxiliaries, then the tense will be represented by the form of the main verb.