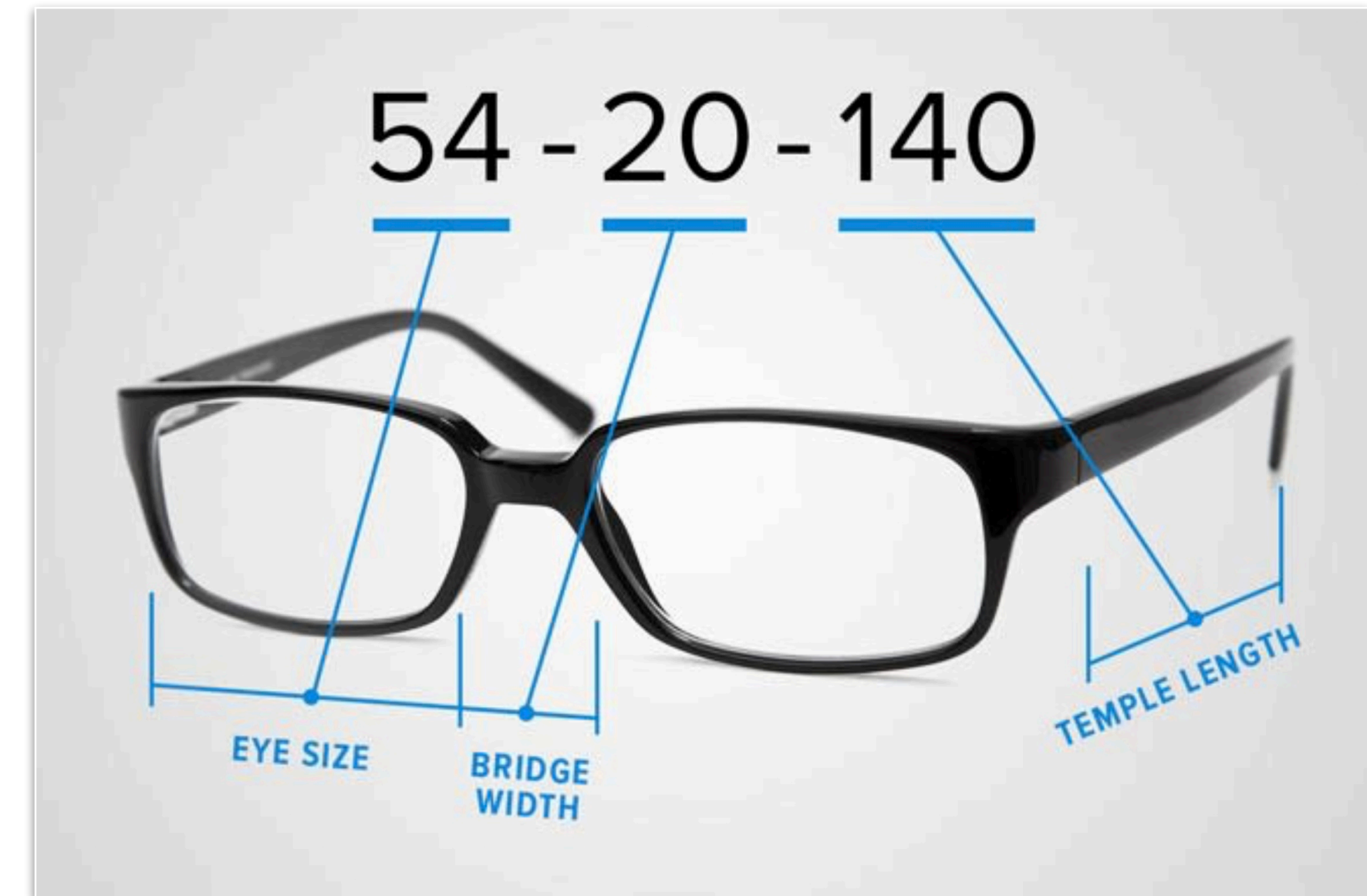


Prepared by
Alaa Mohammed
MSc optometry

Object Spectacle Lecture 4

جامعة المستقبل
كلية التقنيات الطبية و الصحية
قسم التقنيات البصرية

Spectacle Frames & measurements (.cont.)



Frame

The part of the spectacles that holds the lens in front of the eye is called the frame. This usually rests on the bridge of the nose and the ears.

Frames are available in a variety of shapes.

As you know there are three types of frames .

- 1. Full Frame :** Full-rimmed frames are glasses that have a rim, or frame, around the entirety of the lenses.
- 2. Semi-Rimless Frame :** Semi-rimless frames, also known as half-rim frames, are glasses frames that have a rim or frame around the top half of the lenses only.
- 3. Rimless Frame :** Rimless frames are glasses frames that have the lenses connected to the nose bridge and the arms, without any frame or rims surrounding the lenses.

What are the Different Types of spectacle?

The different types of spectacle fit into two main categories;

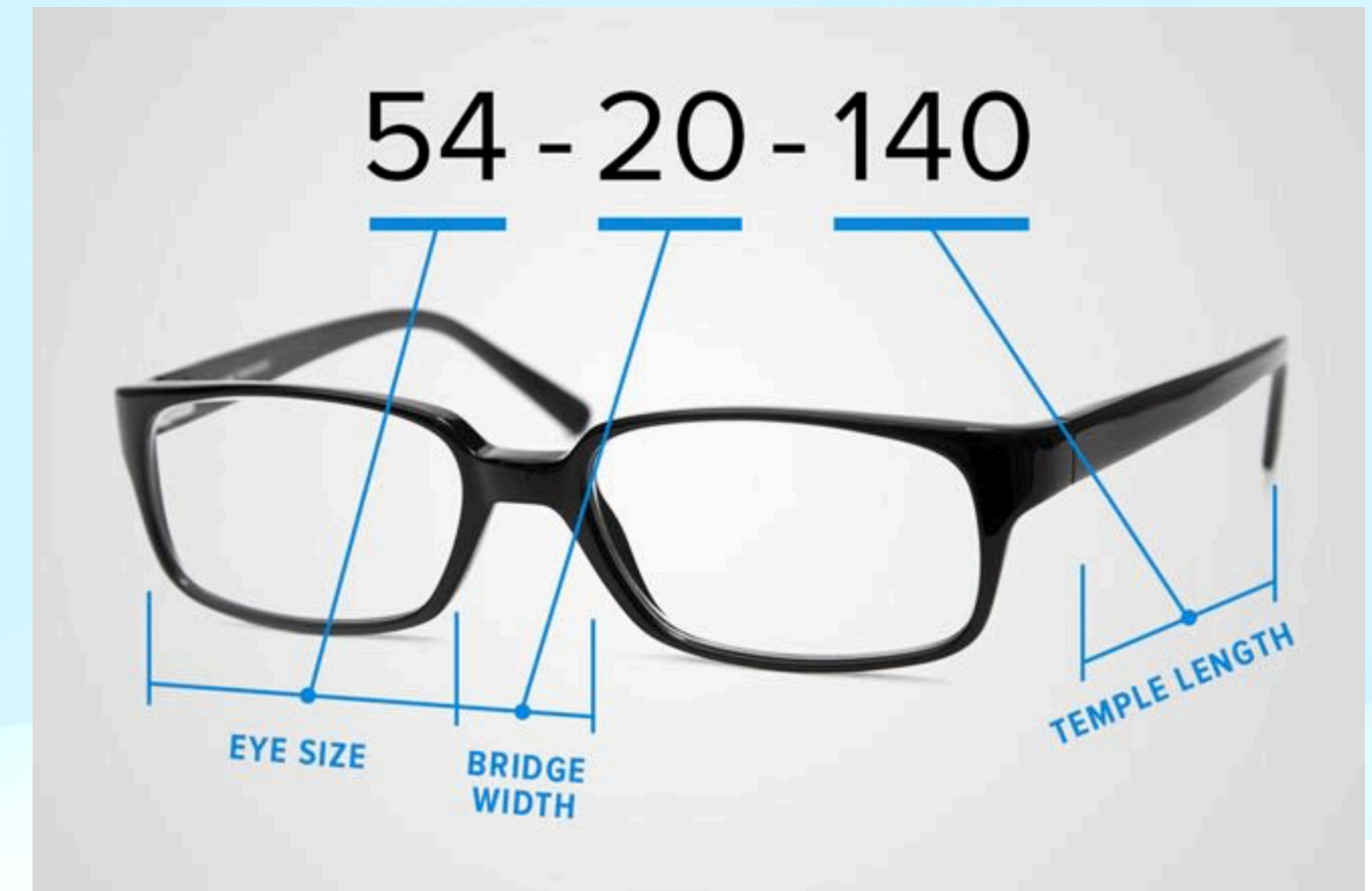
1. prescription spectacle.

2. non-prescription spectacle.

Spectacle refer to eyewear that has a pair of lenses that sit in a frame. Spectacle are used to assist the eyes in some way, whether it be to correct vision issues, or protect the eyes. The different types of glasses include sunglasses, prescription spectacle, non-prescription spectacle and spectacle for digital protection. The features of the different types of spectacle are listed below.

- Sun spectacle: Sunglasses refers to a pair of glasses that are primarily designed to help protect the eyes from the sun and UV rays.
- Prescription spectacle: Prescription glasses, sometimes called optical glasses, are eyewear that are made to provide vision assistance and correction.
- Non-prescription spectacle: Non-prescription glasses are glasses without a prescription or power. Non-prescription glasses include sunglasses, blue light glasses, computer glasses and protective glasses.
- Spectacle for Digital Protection: Glasses for digital protection are glasses that have lenses aimed to help protect the eyes from digital devices such as computers and laptops.

-The Measurements for spectacle Frame -



You can usually find the measurements on the inside of the temple of your spectacle. Some may also refer to this section as the "arm" of your spectacle. The frame measurements normally appear as three numbers separated by dashes — for example, 48-19-140

Spectacle size guide

| Face size (temple to temple measurement) | Lens width | Arm length |
|--|----------------|----------------|
| Narrow (less than 129mm) | 50mm and under | 135mm-140mm |
| Medium (130mm-139mm) | 51mm-55mm | 140mm-145mm |
| Wide (over 139mm) | 56mm and above | 150mm or above |


Your Measurements, At A Glance

Look at the inside of your arm piece and you'll find a few of your measurements!



55

Lens width



15

Bridge width

-

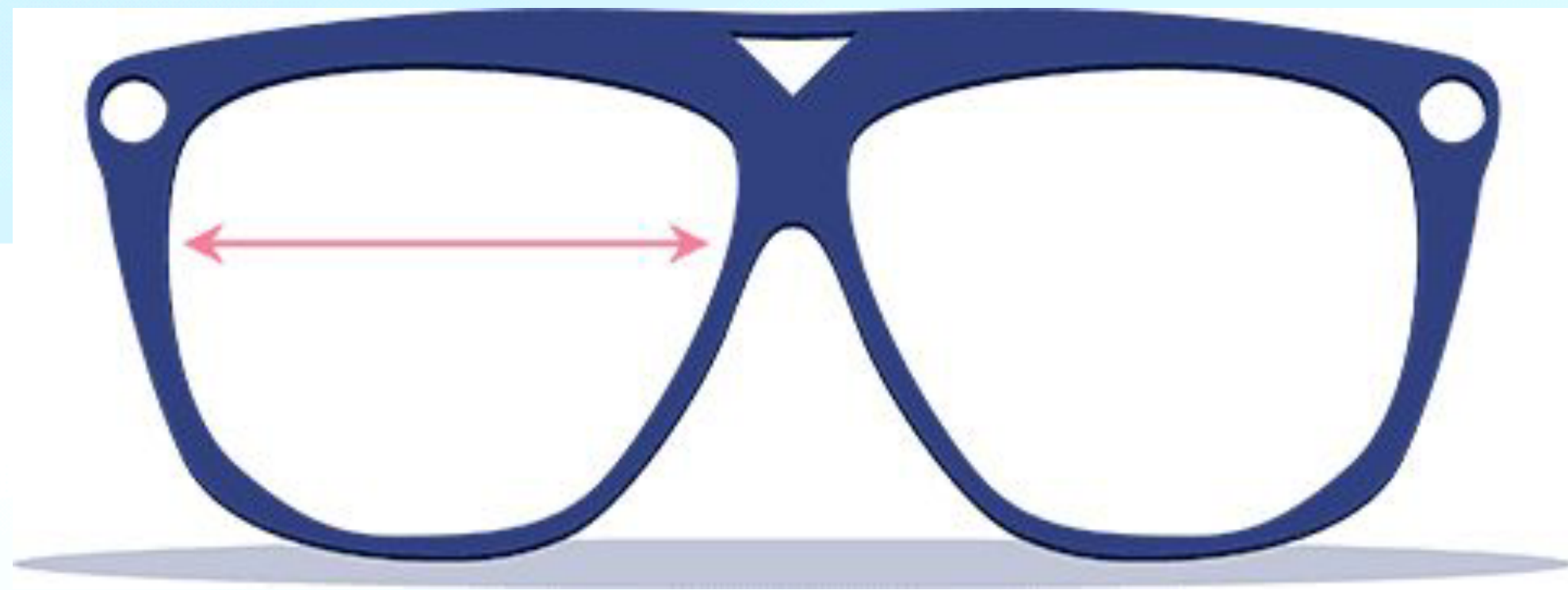
140

Temple length

What's my lens width?

Lens width is the width of one of your lenses in millimeters, from one side to the other. You might hear this called eye size.

This is the most important measurement to make sure your frames fit your eyes.



55 □ 15 – 140

What's my lens height?

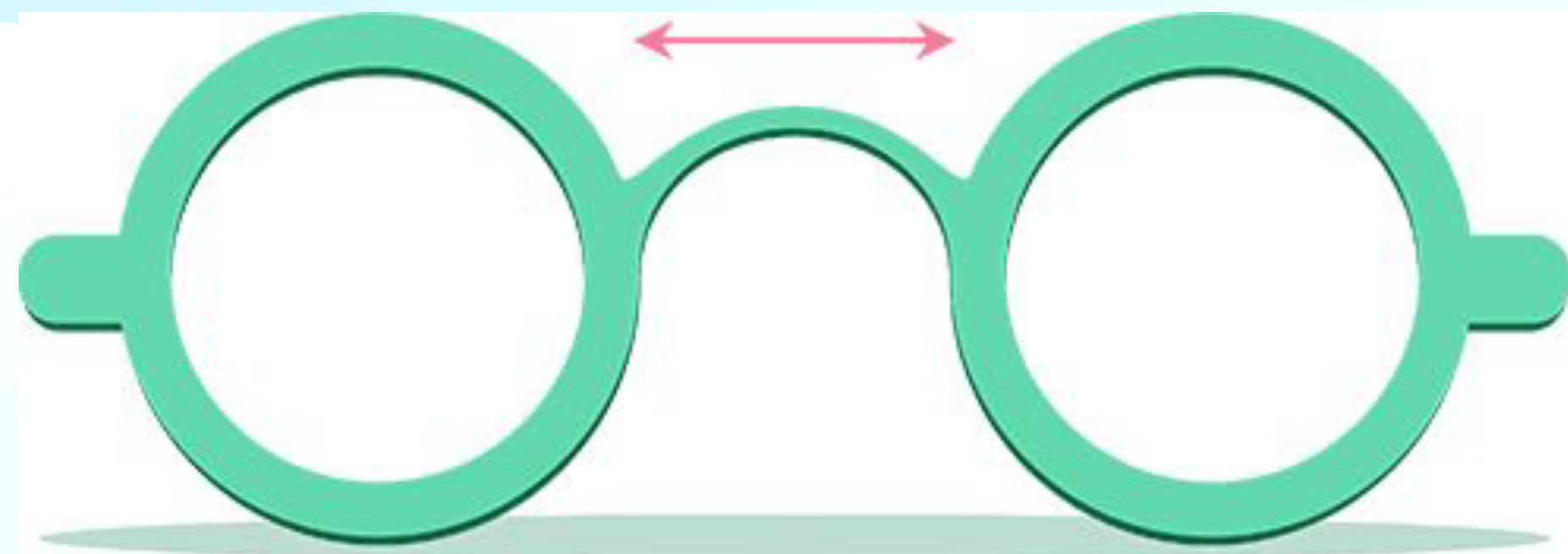
Lens height is the distance between the lowest point on your lens to the top of the frame above it. This number can be influenced by the style of your glasses, but it can be important when figuring out what kind of bifocals or progressive lenses you need.



55 □ 15 - 140 - 35

What's my bridge width?

Bridge width is the distance between your two lenses, measured from the innermost point on each lens. Finding your proper bridge width will make sure your sunglasses or eyeglasses rest comfortably on the bridge of your nose



$$55 \square 15 - 140$$

What's my temple length?

Temple length is the length of your glasses' arm pieces. It's the distance between the bend of the arm, all the way to where it meets the frame. While the length is probably between 120 and 150 mm, there are some common industry standards: 135, 140, 145 and 150 mm.



55 □ 15 - 140

Other considerations

Often, a small square (rather than a dash) will separate the eye size and the bridge size on the frame.

In addition to the eye size, bridge size and temple length, you may see other numbers (or letters and names) stamped on the inside of the frame. These usually are the frame model and/or the color of the frame.

Be aware when ordering prescription glasses, two frames that have the same frame measurement may fit differently, depending on the style of the eyeglasses and the frame shape.

What you can ignore:

Some information isn't necessary to gather when taking your frame measurements.

A set of capital letters and numbers grouped together is generally the model number or the frame color/style number(s). In the image above, "VPR 020" is the frame model number, while "EAJ-101" is the color/style number. You don't need these to determine your glasses size.

Thank you with best wishes