



# *Electricity and Magnetism*

## *Lecture Four*

### *Flux of the Electric Field and Gauss's Law*

*Dr. Mohammed Hashim Abbas*

*Dr. Ameen Alwan*

*first stage*

*Department of medical physics*

*Al-Mustaqbal University-College*

*2023- 2024*

## ***Outline***

- 1. Flux of the Electric Field**
- 2. Gauss' Law**
- 3. References**

# 1. Flux of the Electric Field

Electric flux **الفيض** is the rate of flow of the electric field through a given area

(Fig. 1). Electric flux is proportional to the number of electric field lines going through a virtual surface.

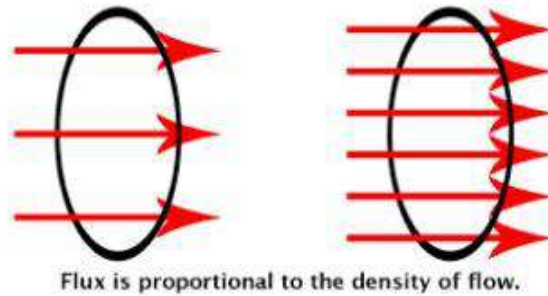


Figure 1: Electric Flux: Electric flux visualized. The ring shows the surface boundaries. The red arrows for the electric field lines.

**Flat Surface, Uniform Field:** We begin with a flat surface (Fig. 2) with area  $A$  in a uniform electric field  $\vec{E}$ . The total flux  $\Phi$  is then:

When the electric field is uniform and the surface is flat:

$$\Phi = (E \cos\theta)A \quad (\text{uniform field, flat surface})$$

$$\Phi = \int \vec{E} \cdot d\vec{A} \quad (\text{total flux})$$

$$\Phi = \int (E \cos\theta) d\vec{A} \quad (\text{total flux})$$

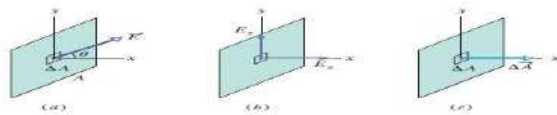


Figure 2: An electric field vector pierces a small square patch on a flat surface.

**Example:** A nonuniform electric field given by  $E \vec{r} = 3x\hat{i} + 4\hat{j}$  pierces the Gaussian Square area  $dA$  with length 2 m. what is the flux through the surface when  $x = 3\text{m}$  point in the positive direction of the  $x$  axis.?

**Solution:**

$$\begin{aligned}\Phi_r &= \int \vec{E} \cdot d\vec{A} = \int (3.0x\hat{i} + 4.0\hat{j}) \cdot (dA\hat{i}) \\ &= \int [(3.0x)(dA)\hat{i} \cdot \hat{i} + (4.0)(dA)\hat{j} \cdot \hat{i}] \\ &= \int (3.0x dA + 0) = 3.0 \int x dA.\end{aligned}$$

The integral  $\int dA$  gives us the area  $A = 4 \text{ m}^2$  of the surface:

$$\Phi_r = 3.0 \int (3.0) dA = 9.0 \int dA.$$

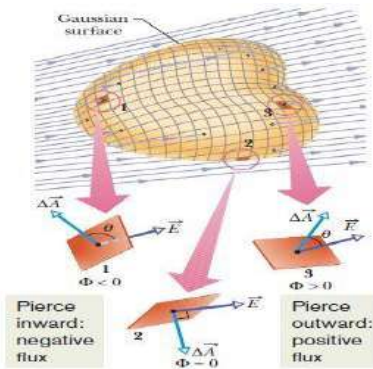
$$\Phi_r = (9.0 \text{ N/C})(4.0 \text{ m}^2) = 36 \text{ N} \cdot \text{m}^2/\text{C}.$$

**Closed Surface.** Let's use the closed surface in (Fig.3) that sits in a nonuniform electric field. To use Gauss' law to relate flux and charge, we need a closed surface.

*An inward field is negative flux. An outward field is positive flux*

$$\Phi = \oint \vec{E} \cdot d\vec{A} \quad (\text{net flux}).$$

The loop on the integral sign indicates that we must integrate over the entire closed surface, to get the net flux through the surface (flux might enter on one side and leave on another side).



Figur 3: A Gaussian surface of arbitrary shape immersed in an electric field.

## 2. Gauss' Law

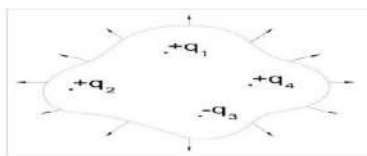
**Gauss' law relates the net flux  $\Phi$  of an electric field through a closed surface (a Gaussian surface) to the *net* charge  $q_{enc}$  that is *enclosed* by that surface.** It tells us that:

$$\epsilon_0 \Phi = q_{enc} \quad (\text{Gauss' law}).$$

$$\epsilon_0 \oint \vec{E} \cdot d\vec{A} = q_{enc} \quad (\text{Gauss' law}).$$

The net charge  $q_{enc}$  is the algebraic sum of all the *enclosed* positive and negative charges, and it can be positive, negative, or zero.

If  $q_{enc}$  is positive, the net flux is outward; if  $q_{enc}$  is negative, the net flux is inward.



$q_{enc}$  in figure above given below:

$$q_{enc} = q_1 + q_2 - q_3 + q_4$$

### 3. References

Walker, Jearl, Robert Resnick, and David Halliday. Halliday and resnick fundamentals of physics. Wiley, 2014.

What is electric flux, and how is it related to the number of electric field lines passing through a virtual surface?

- A) Electric flux is unrelated to electric field lines.
- B) Electric flux is inversely proportional to the number of field lines.
- **C) Electric flux is proportional to the number of electric field lines.**
- D) Electric flux is constant regardless of field lines.
- E) Electric flux depends on the color of field lines.

What does Gauss' law relate?

- A) Magnetic field and charge
- **B) Electric field and charge**
- C) Electric field and mass
- D) Gravitational field and charge
- E) Magnetic field and mass

Gauss' law relates the net flux  $\Phi$  of an electric field through a closed surface to:

- A) Velocity of charged particles
- B) Temperature of the surface
- **C) Net charge enclosed by the surface**
- D) Distance from the surface
- E) Color of the surface