

The second law of thermodynamics

The differences between the two forms of energy, heat and work, provide some insight into the second law.

Work is readily transformed into other forms of energy: for example, into potential energy by elevation of a weight, into kinetic energy by acceleration of a mass, into electrical energy by operation of a generator. These processes can be made to approach a conversion efficiency of 100% by elimination of friction, a dissipative process that transforms work into heat. **Indeed, work is readily transformed completely into heat, as demonstrated by Joule's experiments.**

On the other hand, all efforts to devise a process for the continuous conversion of heat completely into work or into mechanical or electrical energy have failed. Drawing further on our experience, we know that the flow of heat between two bodies always takes place from the hotter to the cooler body, and never in the reverse direction. This fact is of such significance that its restatement serves as an acceptable expression of the second law.

Statements of the Second Law:

Statement 1: No apparatus can operate in such a way that its only effect (in system and surroundings) is to convert heat absorbed by a system completely into work done by the system.

Kelvin-plank statement , it is impossible to construct an engine that operating continuously ; will produce to effect other than the transfer of heat from a single thermal reservoir at a uniform temperature and the performance of an equal amount of work.

Statement 2: No process is possible which consists solely in the transfer of heat from one temperature level to a higher one.

Clausius statement, it is impossible to construct a heat pump that operating continuously ,will produce no effect other than the transfer of heat from a lower temperature body to a higher temperature body.

There is no mathematical proof of the second law, the basis of this law is empirical. While work can be completely converted to the heat, heat cannot completely convert to the work. This is the basis of the second law: the heat to be converted to the work is done by a device called “*HEAT ENGINE*”.

Heat Engines

Heat engines, devices or machines that produce work from heat in a cyclic process. An example is a steam power plant in which the working fluid (steam) periodically returns to its original state. In such a power plant the cycle (in its simplest form) consists of the following steps: The word cyclic requires that the system be restored periodically to its original state.

- Liquid water at ambient temperature is pumped into a boiler at high pressure.
- Heat from a fuel (heat of combustion of a fossil fuel or heat from a nuclear reaction) is transferred in the boiler to the water, converting it to high-temperature steam at the boiler pressure.
- Energy is transferred as shaft work from the steam to the surroundings by a device such as a turbine, in which the steam expands to reduced pressure and temperature.
- Exhaust steam from the turbine is condensed by transfer of heat to the surroundings, producing liquid water for return to the boiler, thus completing the cycle.

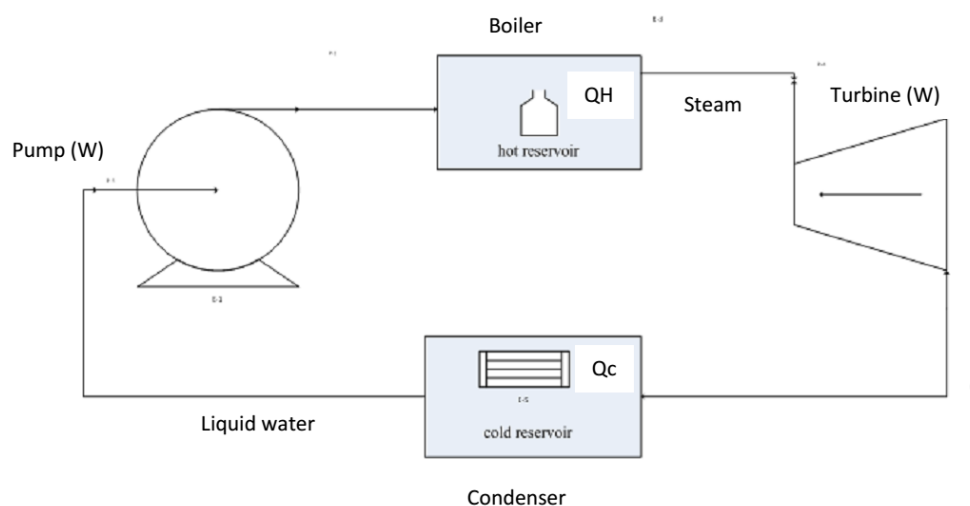


Figure (1) Steps of heat engine

Essential to all heat-engine cycles are absorption of heat into the system at a high temperature, rejection of heat to the surroundings at a lower temperature, and production of work. In the theoretical treatment of heat engines, the two temperature levels which characterize their operation are maintained by heat reservoirs, bodies imagined capable of absorbing or rejecting an infinite quantity of heat without temperature change.

In operation, the working fluid of a heat engine absorbs heat $|Q_H|$ from a hot reservoir, produces a net amount of work $|W|$, discards heat $|Q_C|$ to a cold reservoir, and returns to its initial state. The first law therefore reduces to:

$$|W| = |Q_H| - |Q_C|$$

The thermal efficiency of the engine is defined as: $\eta = \text{net work output/heat absorbed}$ With Eq. (1) this becomes:

$$\eta \equiv \frac{|W|}{|Q_H|} = \frac{|Q_H| - |Q_C|}{|Q_H|}$$

$$\eta = 1 - \frac{|Q_C|}{|Q_H|}$$

Absolute-value signs are used to make the equations independent of the sign conventions for Q and W. For η to be unity (100% thermal efficiency), $|Q_C|$ must be zero. No engine has ever been built for which this is true; some heat is always rejected to the cold reservoir

Diagrammatically the principle of heat engines is shown in figure:

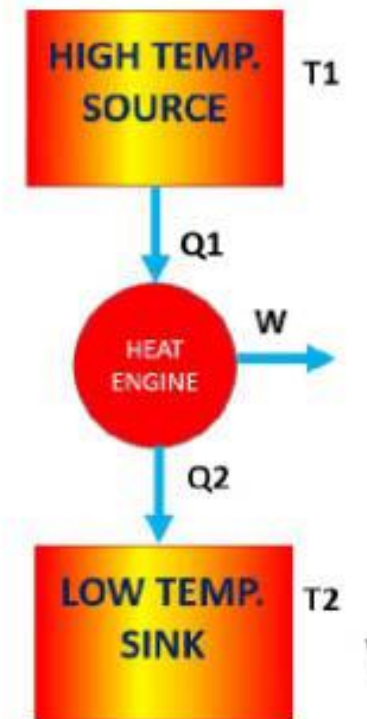


Figure (2): Principle of heat engine

Where : $Q_1 = Q_H$ $Q_2 = Q_C$ $W = W_{NET}$

Heat pump: The actual meaning of heat pump is also thermodynamic system which operating in a cycle removes heat from the low temperature body to high temperature body by the application of external energy in the form of work on the pump.

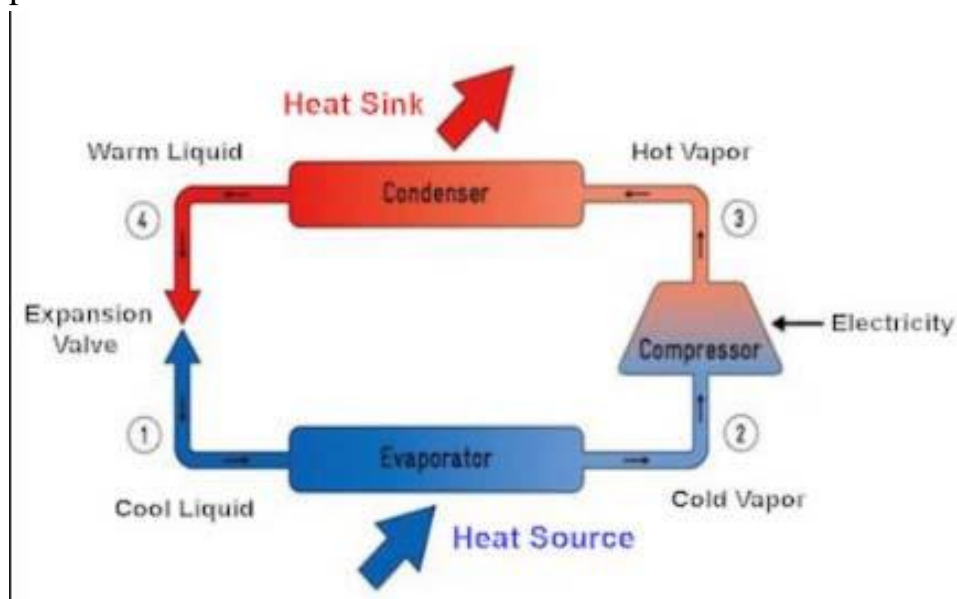


Figure (3) :Steps of heat pump

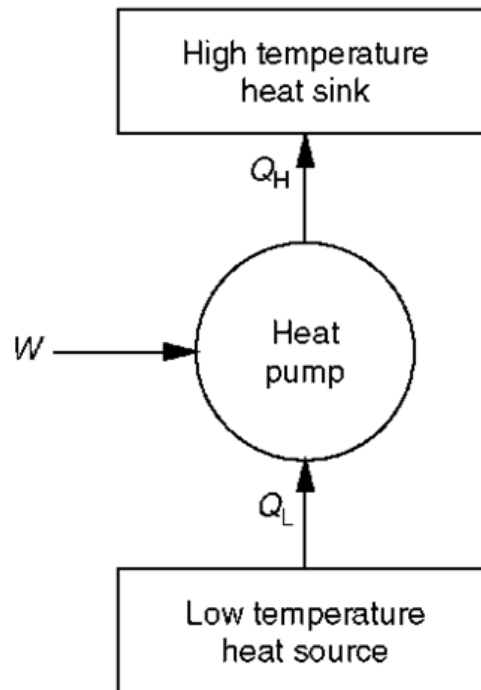


Figure (4): Energy flow of heat pump

The performance of *heat pump* is indicated by C.O.P. defined as :

$$C.O.P = \frac{\text{Energy out}}{\text{Energy in}}$$

$$C.O.P = \frac{Q_H}{W_{net}}$$

$$C.O.P = \frac{|Q_H|}{|Q_H| - |Q_C|}$$

The Carnot Cycle (Carnot engine)

If a thermal efficiency of 100% is not possible for heat engines, what then determines the upper limit? One would certainly expect the thermal efficiency of a heat engine to depend on the degree of reversibility of its operation. Indeed, a heat engine operating in a completely reversible manner is very special, and is called a Carnot engine. The characteristics of such an ideal engine were first described by N. L. S. Carnot in 1824. The four steps that make up a Carnot cycle are performed in the following order:

Step 1: A system at the temperature of a cold reservoir T_c undergoes a reversible adiabatic process that causes its temperature to rise to that of a hot reservoir at T_H .

Step 2: The system maintains contact with the hot reservoir at T_H , and undergoes a reversible isothermal process during which heat $|Q_H|$ is absorbed from the hot reservoir.

Step 3: The system undergoes a reversible adiabatic process in the opposite direction of step 1 that brings its temperature back to that of the cold reservoir at T_c .

Step 4: The system maintains contact with the reservoir at T_c , and undergoes a reversible isothermal process in the opposite direction of step 2 that returns it to its initial state with rejection of heat $|Q_C|$ to the cold reservoir.

That means two adiabatic reversible processes and two isothermal processes.

Since a Carnot engine is reversible, it may be operated in reverse; the Carnot cycle is then transverse in the opposite direction, and it becomes a reversible refrigeration cycle for which the quantities $|Q_H|$, $|Q_C|$ and $|W|$ are the same as for the engine cycle but are reversed in direction.

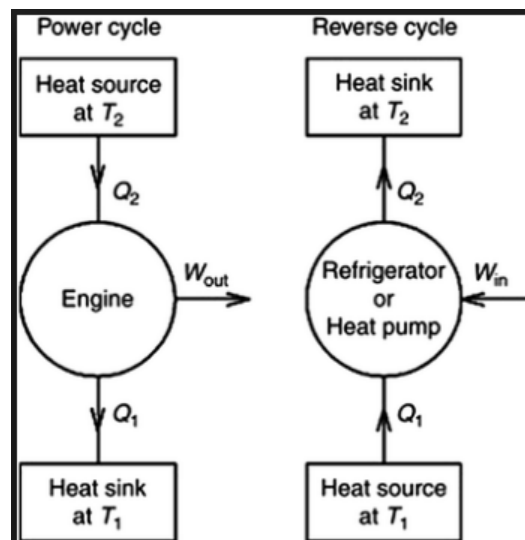


Figure (5): Operation of a Carnot cycle

For two given reservoirs no engine can have a higher thermal efficiency than a Carnot engine.

Carnot cycle for ideal gas:

Ideal-Gas Temperature Scale; Carnot's Equations

The cycle traversed by an ideal gas serving as the working fluid in a Carnot engine is shown by a PV diagram in Fig. below . It consists of four reversible steps:

- a \longrightarrow b Adiabatic compression until the temperature rises from T_c to T_H .
- b \longrightarrow c Isothermal expansion to arbitrary point c with absorption of heat $|Q_H|$.
- c \longrightarrow d Adiabatic expansion until the temperature decreases to T_c .
- d \longrightarrow a Isothermal compression to the initial state with rejection of heat $|Q_C|$.

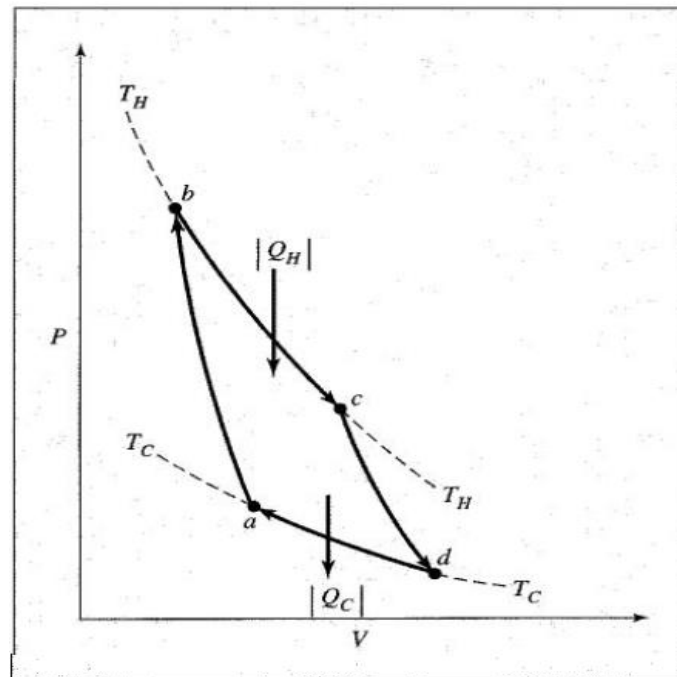


Figure (1): PV diagram showing Carnot cycle for an ideal gas

For any reversible process with an ideal gas the system, the first law is given by:

$$\Delta U = Q - W$$

$$dQ = C_v \cdot dT + P \cdot dV$$

For the isothermal steps b \longrightarrow c

With $P = \frac{RT_H}{V}$ after integrate the equation above we get

$$|Q_H| = RT_H \ln \frac{V_c}{V_b}$$

Similarly, for the isothermal step d \longrightarrow a with $P = \frac{RT_C}{V}$

$$|Q_C| = RT_C \ln \frac{V_d}{V_a}$$

Therefore,

$$\frac{|Q_H|}{|Q_C|} = \frac{T_H \ln(V_c/V_b)}{T_C \ln(V_d/V_a)}$$

For an adiabatic process Eq.1, with $dQ = 0$ becomes, $P = RT/V$

$$- \frac{C_V dT}{R T} = \frac{dV}{V}$$

For step $a \rightarrow b$ and $c \rightarrow d$, integration gives:

$$\int_{T_C}^{T_H} \frac{C_V dT}{R T} = \ln \frac{V_a}{V_b} \quad \text{and} \quad \int_{T_C}^{T_H} \frac{C_V dT}{R T} = \ln \frac{V_d}{V_c}$$

Because of the left sides of these two equations are the same,

$$\ln \frac{V_a}{V_b} = \ln \frac{V_d}{V_c} \quad \text{or} \quad \ln \frac{V_c}{V_b} = \ln \frac{V_d}{V_a}$$

Equation becomes now:

$$\boxed{\frac{|Q_H|}{|Q_C|} = \frac{T_H}{T_C}}$$

Substitution of Eq. (for Carnot cycle ;ideal gas) into Eq. (for efficiency) gives

$$\boxed{\eta \equiv \frac{|W|}{|Q_H|} = 1 - \frac{T_C}{T_H}}$$

There are some terms when you see or hear it directly remember the Carnot engine like:

1. Ideal
2. Theoretical
3. Reversible
4. Maximum work
5. Maximum temperature.

Example : A central power plant , rate at 800000 kW, generates steam at 585 K and discards heat to the river at 295 K. if the thermal efficiency of the plant is 70% of the maximum possible value , how much heat is discarded to the river at rated power?

Solution:

The maximum possible thermal efficiency is given by eq ()_with T_H as a steam generation temperature and T_C as a river temperature

$$\eta_{Max} = 1 - \frac{T_C}{T_H} \rightarrow = 1 - \frac{295}{585} = 0.4957$$

$$\eta = 0.7 \times 0.4957 = 0.3470$$

Where the η is the actual thermal efficiency.

We have equations may be combined to eliminate $|Q_H|$ solution for $|Q_C|$ then yield

$$|W| = |Q_H| - |Q_C| \quad \eta = 1 - \frac{|Q_C|}{|Q_H|}$$

$$|Q_C| = \left(\frac{1 - \eta}{\eta} \right) |W|$$

$$= \left(\frac{1 - 0.347}{0.347} \right) \times 800000 = 1505475 \text{ kW}$$

This amount of heat would raise the temperature of moderate-size river several degree Celsius.

Example: The following heat engines produce power of 95000 kW. Determine in each case the rates at which heat is absorbed from the hot reservoir and discarded to the cold reservoir.

- (a) A Carnot engine operates between heat reservoirs at 750 K and 300 K.
 (b) A practical engine operates between the same heat reservoirs but with a thermal efficiency $\eta = 0.35$.

Solution:

- a) Let symbols Q and Work represent rate in kJ/s

From eq.

$$\eta \equiv \frac{|W|}{|Q_H|} = 1 - \frac{T_C}{T_H}$$

$$\eta = 1 - \frac{T_C}{T_H} = 1 - \frac{300}{750} = 0.6$$

$$\eta = \frac{|Work|}{Q_H} = Q_H = \frac{|Work|}{\eta} = \frac{95000}{0.6} = 1.583 \times 10^5 \text{ kW}$$

$$|Work| = |Q_H| - |Q_C|$$

$$Q_C = |Q_H| - |Work| = (1.583 \times 10^5) - 95000 = 6.333 \times 10^4 \text{ kW}$$

$$\text{b) } Q_H = \frac{|Work|}{\eta} = \frac{95000}{0.35} = 2.714 \times 10^5 \text{ kW}$$

$$Q_C = |Q_H| - |Work| \rightarrow 2.714 \times 10^5 - 95000 = 1.764 \times 10^5 \text{ kW}$$