

2

Your world

Countries • *he/she/they, his/her* • Where's he from?
fantastic/awful/beautiful • Numbers 11–30

STARTER

Find your country on the map on page 13. Find these countries on the map.

Australia Brazil Egypt China England France Italy Hungary Japan Russia Spain the United States

T 2.1 Listen and repeat.

SHE'S FROM JAPAN

he/she, his/her

1 T 2.2 Read and listen.



Pablo Where are you from, **Mika**?

Mika I'm from Japan. Where are you from?

Pablo I'm from Spain. From Barcelona.


T 2.2 Listen and repeat.

2 Where are you from? Stand up and practise.

Where are you from?

I'm from Italy/Brazil ... Where ... ?

3 T 2.3 Read, listen, and repeat.



His name's Pablo. He's from Spain.



Her name's Mika. She's from Japan.

GRAMMAR SPOT

he's = he is

she's = she is

▶▶ Grammar Reference 2.1–2.2 p123

QUESTIONS

Where's he from?

- 1 Complete the sentences about the people.

1 His name's Kevin.
He's from the United States.



2 _____ name's László.
He's _____.

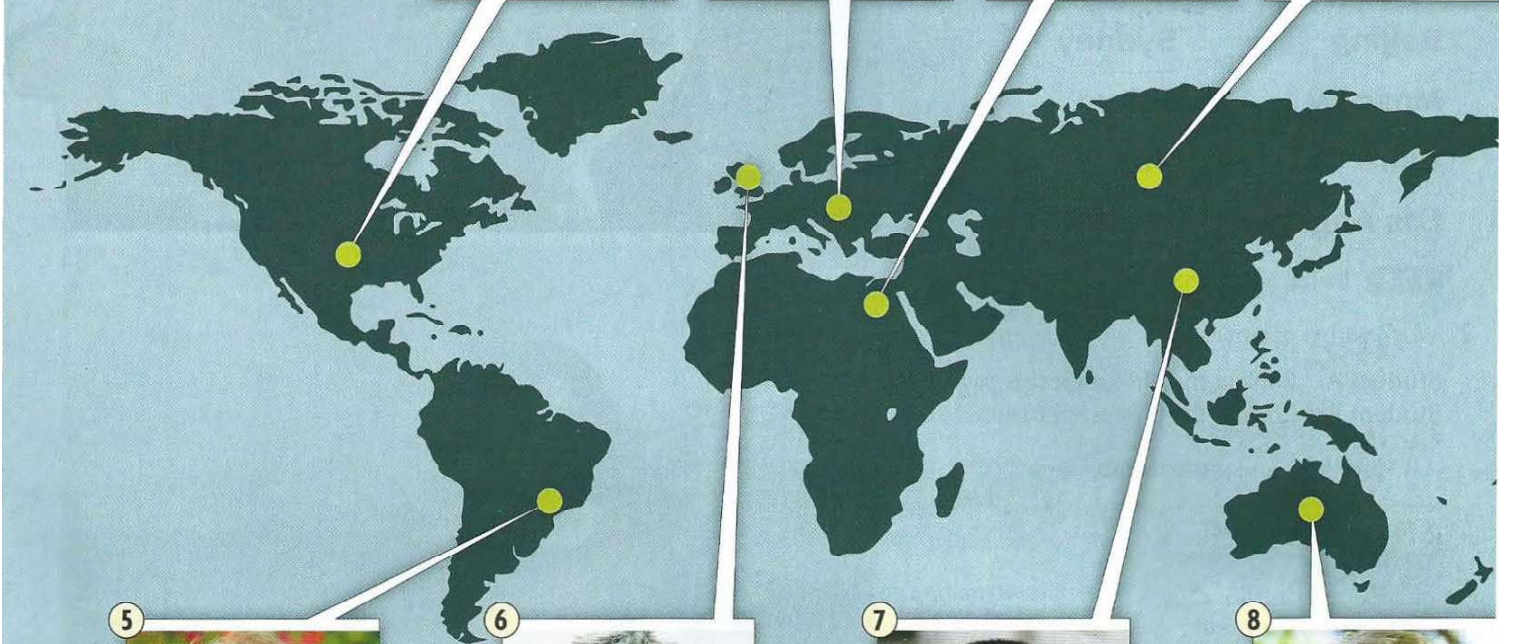


3 _____ name's Karima.
She's _____.



4 _____ name's Tatiana.
She's _____.





5 _____ name's Rosely.
She's _____.



6 _____ name's Simon.
He's _____.



7 _____ name's Yong.
He's _____.



8 _____ name's Hayley.
She's _____.



T2.4 Listen and check. Repeat the sentences.

- 2 **T2.5** Listen and repeat the questions.

What's his name? Where's he from?
What's her name? Where's she from?



- 3 Ask and answer questions about the people in the photographs.

What's his name? His name's Kevin.

Where's he from? He's from the United States.

GRAMMAR SPOT

- 1 Where's = Where is
- 2 Complete the questions with *is* or *are*.
Where _____ she from?
Where _____ he from?
Where _____ you from?

▶ Grammar Reference 2.3 p123

PRACTICE

Cities and countries

1 Where are the cities? Ask and answer.

Where's Barcelona? It's in Spain.

- | | |
|-------------------------------|------------------|
| Barcelona | São Paulo |
| Beijing <i>Beijing</i> | Sydney |
| Moscow | Tokyo |
| Cairo | Budapest |
| Los Angeles | London |

T 2.6 Listen and check.

2 Work with a partner.

Student A Look at the photos on this page.

Student B Look at the photos on p140.

Ask questions and write the answers.

What's his/her name?

Where's he/she from?

Talking about you





3 Ask about the students in the class.


What's his name? His name's Marco.

Where's he from? He's from Italy. From Rome.

What's her name? Her name's Donatella.


Where's she from? She's from Rome, too.






3

His name's Andrei.
He's from Moscow.



5

Her name's Ashlee.
She's from Los Angeles.



8

Questions and answers

4 **T.2.7** Listen and complete the conversation. Practise it.



Rosely Hello, I'm Rosely. What's your name?
Bruno _____ name's Bruno.
R Hello, Bruno. Where are you _____?
B _____ from Brazil. Where are you from?
R Oh, I'm from Brazil, too. _____ from São Paulo.
B Really? I'm from São Paulo, too!
R Oh, nice to meet you, Bruno.

5 **T.2.8** Listen and write the countries.

- 1 Claudio: Italy Akemi: _____
- 2 Charles: _____ Bud: _____
- 3 Loretta and Jason: _____

6 Match the questions and answers.

- | | |
|---|------------------------|
| 1 <input checked="" type="checkbox"/> Where are you from? | a His name's Bruno. |
| 2 <input type="checkbox"/> What's her name? | b He's from São Paulo. |
| 3 <input type="checkbox"/> What's his name? | c It's in Canada. |
| 4 <input type="checkbox"/> Where's he from? | d I'm from Brazil. |
| 5 <input type="checkbox"/> What's this in English? | e Fine, thanks. |
| 6 <input type="checkbox"/> How are you? | f Her name's Tatiana. |
| 7 <input type="checkbox"/> Where's Montreal? | g It's a computer. |

T.2.9 Listen and check.

Work with a partner. Take turns to cover the questions or the answers. Practise them.

Check it

7 Tick (✓) the correct sentence.

- | | |
|--|--|
| 1 <input type="checkbox"/> My name Mika. | 4 <input type="checkbox"/> He's from Spain. |
| <input checked="" type="checkbox"/> My name's Mika. | <input type="checkbox"/> His from Spain. |
| 2 <input type="checkbox"/> What's he's name? | 5 <input type="checkbox"/> Where she from? |
| <input type="checkbox"/> What's his name? | <input checked="" type="checkbox"/> Where's she from? |
| 3 <input type="checkbox"/> 'What's his name?' 'Kevin.' | 6 <input checked="" type="checkbox"/> What's her name? |
| <input type="checkbox"/> 'What's her name?' 'Kevin.' | <input type="checkbox"/> What's she name? |

READING AND SPEAKING

Where are they from?

1 **T 2.10** Read and listen.

This is a photograph of **Claude** and **Holly Duval** from Montreal in Canada. They are on holiday in New York City. Holly is from Canada and Claude is from France. They are married. Holly is a teacher. Her school is in the centre of Montreal. Claude is a doctor. His hospital is in the centre of Montreal, too.



2 Complete the sentences.

- 1 Holly is from _____ in Canada.
- 2 She's a _____.
- 3 Her _____ is in the centre of Montreal.
- 4 Claude is from _____.
- 5 He's a _____.
- 6 His hospital is in the _____ of Montreal.
- 7 They _____ in New York.
- 8 They are _____.

3 Write questions with *What ... ?* and *Where ... ?* about Claude and Holly. Ask a partner.

What ... name? Where ... from?
Where ... school? Where ... hospital?

GRAMMAR SPOT

Write *is* or *are*.

She _____ a teacher.

He _____ a doctor.

They _____ from Canada.

▶▶ Grammar Reference 2.4 p123

4 **T 2.11** Listen to Claude and Holly. Complete the conversations.

1 **awful** ☹️ **weather**
 C Oh, no! Look at the **weather** !
 H Ugh! It's _____ !

2 **really good** 😊 **hamburger**
 H Wow! Look at my _____ !
 It's fantastic!
 C My hamburger is _____ , too!

3 **fantastic** 😊 **building**
 C What's this **building** ?
 H It's the Empire State Building!
 It's _____ !

4 **beautiful** 😊 **Look**
 C Wow! _____ at Central Park!
 H It's _____ !



T 2.11 Listen and check. Practise the conversations.

EVERYDAY ENGLISH

Numbers 11–30

1 Say the numbers 1–10 round the class.

2 **T 2.12** Listen, read, and repeat.

11 eleven	12 twelve	13 thirteen	14 fourteen	15 fifteen
16 sixteen	17 seventeen	18 eighteen	19 nineteen	20 twenty

Say the numbers 1–20 round the class.

3 Write the numbers your teacher says. Say the numbers your teacher writes.

4 Match the numbers.

21	twenty-five
22	twenty-seven
23	twenty-one
24	twenty-eight
25	twenty-two
26	twenty-four
27	twenty-nine
28	twenty-three
29	thirty
30	twenty-six

T 2.13 Listen and repeat. Say the numbers 1–30 round the class.

5 **T 2.14** Listen and tick (✓) the numbers you hear.

1	22	12 ✓	10	20
2	17	15	16	14
3	21	29	19	9
4	11	7	17	27
5	23	3	13	30

6 Work with a partner.

Student A Write five numbers. Say them to your partner.

Student B Write the numbers you hear. 14 24 ...

7 Look at the pictures. How old is he/she?

I think she's 18 months.

No, I think she's about 2.



T 2.15 Listen and find out.