

Fourth edition

New
Headway
Beginner Student's Book

John and Liz Soars



with **iTutor** DVD-ROM
Revise > Review > Improve

OXFORD



1

Hello!

am/are/is, my/your • This is ... • How are you? • Good morning!
What's this in English? • Numbers 1-10 • Plurals

STARTER

T 1.1 Listen. Say your name.



WHAT'S YOUR NAME? *am/are/is, my/your*

1 T 1.2 Read and listen.

Pablo Hello. I'm Pablo. What's your name?
Mika My name's Mika.
Pablo Hello, Mika.

T 1.2 Listen and repeat.

GRAMMAR SPOT

I'm = I am
name's = name is
What's = What is

2 Stand up and practise.

Hello. I'm _____.
What's your name?


My name's _____.



INTRODUCTIONS


This is ...

1 **T1.3** Read and listen.



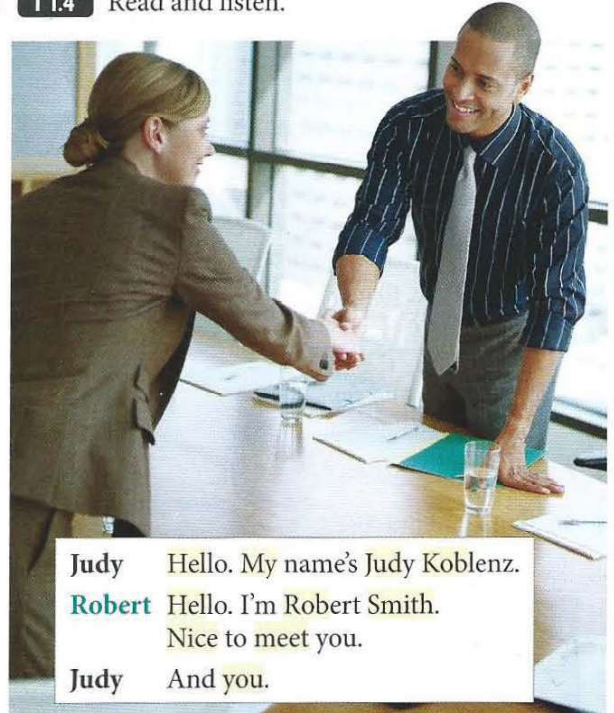
T1.3 Listen and repeat.

2 Practise in groups of three.



Nice to meet you

3 **T1.4** Read and listen.



T1.4 Listen and repeat.

4 Practise in pairs. Say your first name and surname.

A Hello. My name's _____.

B Hello. I'm _____.

Nice to meet you.


A And you.

5 **T1.5** Listen to the English names.

♂ James Bond Robert Taylor Henry Baker

♀ Susie Walsh Anita Johnson Katherine Smith

Choose a name. Stand up and say hello.



HOW ARE YOU?

1 **T1.6** Read and listen.



1 **Pablo** Hi, Ben. How are you?
Ben Fine, thanks, Pablo. And you?
Pablo I'm OK, thanks.



2 **Ben** Hello, Mika. How are you?
Mika Very well, thank you. How are you?
Ben Fine.

T1.6 Listen and repeat.

2 Answer your teacher.

Hi, _____. How are you?

Fine, thanks.

Fine, thanks. And you?

3 Stand up and practise.

Very well, thank you.

OK, thanks.

GRAMMAR SPOT

Write *m, is, or are*.

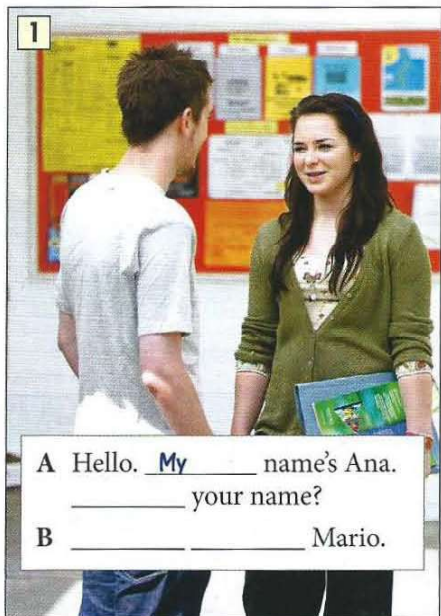
I ____ Sandra.

How ____ you?


This ____ John.

▶ **Grammar Reference 1.1–1.3 p123**


4 Complete the conversations.



1
A Hello. **My** _____ name's Ana.
 _____ your name?
B _____ Mario.



2
A Max, _____ is Carla.
B Hi, Carla.
C Hello, Max. _____ to meet you.



3
A Hi, Eda. _____ are you?
B Fine, thanks, David.
 And _____?
A _____ well, thanks.

T1.7 Listen and check. Practise the conversations.

EVERYDAY ENGLISH

Good morning!

1 Complete the conversations.

Goodbye! Good night! ~~Good morning!~~ Good afternoon!

1 A Good morning!
B Good morning!
What a lovely day!



2 A _____
B Hello. A cup of tea, please.



3 A _____
B Bye! See you later!



4 A _____
B Good night! Sleep well!



2 Put the words in the correct order.

1 A Good morning!
are you How today
How are you today ?
B Fine, thanks.

2 A Good afternoon!
B Good afternoon!
coffee cup please of A
_____, _____.

3 A Goodbye!
nice Have day a
_____.
B Thank you. And you.
you later See
_____.

4 A Good night!
well Sleep
_____.
B Thank you.
you And
_____.


T1.8 Listen and check. Practise the conversations.

T1.9 Listen and check. Practise the conversations.



VOCABULARY AND SPEAKING

What's this in English?

1 Write the words.



a book
 a camera
 a car
 a photograph
 a computer
 a bag
 a hamburger
 a television
 a phone
 a sandwich
 a bus
 a house



2 **T 1.10** Listen and repeat the words.

3 **T 1.11** Listen and repeat.

What's this in English?

It's a photograph.

Work with a partner. Point to a picture. Ask and answer questions.

GRAMMAR SPOT

It's = It is

4 Go to things in the room. Ask your teacher.

What's this in English?

It's a ...

Numbers 1-10 and plurals

1 **T.1.12** Read and listen.
Practise the numbers.

1 one

2 two

3 three

4 four

5 five

6 six

7 seven

8 eight

9 nine

10 ten

2 Say the numbers round the class.

3 Write the numbers.



a five books



b _____ cars




c _____ houses



d _____ cameras



e _____ photographs



f _____ sandwiches



g _____ computers



h _____ buses



i _____ students

T.1.13 Listen and check.

4 Ask and answer questions.

What's in this picture?

Nine photographs.

5 **T.1.14** Listen and repeat.

/s/	/z/	/ɪz/
books	cars	sandwiches
photographs	computers	houses
students	hamburgers	buses
	cameras	
	televisions	
	bags	
	phones	

GRAMMAR SPOT

Singular	Plural
one book	two books
one bus	two buses

▶▶ Grammar Reference 1.4 p123