

2 Your world

Countries • Where are you from? • he/she/they • his/her • Numbers 11–30

STARTER



1 Find the countries on the map on p13. Find your country on the map.

Australia Brazil England France Italy Japan Spain the United States

2 **T 2.1** Listen and repeat.

WHERE ARE YOU FROM?

he/she, his/her

1 **T 2.2** Read and listen.

Hiro Where are you from, Sandra?

Sandra I'm from Spain. Where are you from?

Hiro I'm from Japan. From Tokyo.

T 2.2 Listen and repeat.

2 Where are you from? Stand up and practise.

3 **T 2.3** Read, listen, and repeat.



His name's Hiro. He's from Japan.



Her name's Sandra. She's from Spain.

GRAMMAR SPOT

he's = he is she's = she is

▶▶ Grammar Reference 2.1 and 2.2 p121

4 Complete the sentences.



1

His name's Rick.
He's from the United States.

2

name's Sonia.
She's _____.

3

name's Jack.
He's _____.

4

name's Sergio.
He's _____.

5

name's Marie.
She's _____.

6

name's Kim.
She's _____.

T 2.4 Listen and check. Repeat the sentences.

Questions

5 T 2.5 Listen and repeat the questions.

- What's his name? Where's he from?
- What's her name? Where's she from?

6 Ask and answer questions about the people in the photographs.

What's her name?

Her name's Sandra.

Where's she from?

She's from Spain.

GRAMMAR SPOT

- 1 Where's = Where is
- 2 Complete the questions with *is* or *are*.
Where _____ she from?
Where _____ he from?
Where _____ you from?

▶▶ Grammar Reference 2.3 p121

PRACTICE

Cities and countries

1 Where are the cities? Ask and answer.

Tokyo	Paris	Barcelona	Milan
Oxford	Rio de Janeiro	Boston	Sydney

Where's Tokyo?

It's in Japan.

T 2.6 Listen and check.

2 Work with a partner.

Student A Look at the photos on this page.

Student B Look at the photos on p138.

Ask questions and write the answers.

What's her name?

Where's she from?

Talking about you

3 Ask about the students in the class.

What's her name?

Her name's Chantal.

Where's she from?


She's from France. From Paris.


What's his name?

His name's Luc.

Where's he from?

He's from Paris, too.





3

His name's Pierre.
He's from Paris.

Questions and answers

4 **T 2.7** Listen and complete the conversation. Practise it.

S Hello, I'm Sandra. What's
your name?

L _____ name's Luis.

S Hello, Luis. Where are
you _____?

L _____ from Spain.
Where are *you* from?

S Oh, I'm from Spain, too.
_____ from Madrid.



5 **T 2.8** Listen and write the countries.


1 Gérard: France

Akemi: _____

2 Charles: _____

Bud: _____

3 Loretta and Jason:



5

His name's Adam.
He's from Sydney.

6 Match the questions and answers.

1 Where are you from?

2 What's her name?

3 What's his name?

4 Where's he from?

5 What's this in English?

6 How are you?

7 Where's Toronto?

His name's Luis.

He's from Madrid.

It's in Canada.

I'm from Brazil.

Fine, thanks.

Her name's Irena.

It's a computer.

T 2.9 Listen and check.

Check it

7 Tick (✓) the correct sentence.

1 My name Sandra.
 My name's Sandra.


2 What's he's name?
 What's his name?

3 'What's his name?' 'Luis.'
 'What's her name?' 'Luis.'

4 He's from Spain.
 His from Spain.

5 Where she from?
 Where's she from?

6 What's her name?
 What's she name?



8

READING AND LISTENING

Where are they from?

1 **T 2.10** Read and listen.

This is a photograph of Miguel and Glenna da Costa from Rio de Janeiro. They are in New York. Miguel is from Brazil, and Glenna is from Toronto in Canada. They are married. Glenna is a doctor. Her hospital is in the centre of Rio. Miguel is a teacher. His school is in the centre of Rio, too.



2 Complete the sentences.

- 1 Miguel is from _____.
 - 2 He's a _____.
 - 3 His school is in the _____ of Rio.
 - 4 Glenna is from _____ in Canada.
 - 5 She's a _____.
 - 6 Her _____ is in the centre of Rio.
 - 7 They _____ in New York.
 - 8 They are _____.
- 3 Write questions with *what* and *where* about Miguel and Glenna. Ask a partner.
What/name? Where/from? Where/school? Where/hospital?

GRAMMAR SPOT

Write *is* or *are*.

She _____ a doctor.

He _____ a teacher.

They _____ from Brazil.

▶▶ Grammar Reference 2.4 p121

What's his name?

Where are they?



EVERYDAY ENGLISH

Numbers 11–30

1 Say the numbers 1–10 round the class.

2 **T 2.11** Listen, read, and repeat.

11 eleven	12 twelve	13 thirteen	14 fourteen	15 fifteen
16 sixteen	17 seventeen	18 eighteen	19 nineteen	20 twenty

Say the numbers 1–20 round the class.

3 Write the numbers your teacher says. Say the numbers your teacher writes.

4 Match the numbers.

21	twenty-five
22	twenty-seven
23	twenty-one
24	twenty-eight
25	twenty-two
26	twenty-four
27	twenty-nine
28	twenty-three
29	thirty
30	twenty-six

T 2.12 Listen and repeat. Say the numbers 1–30 round the class.

5 **T 2.13** Listen and tick (✓) the numbers you hear.

1	22	12 ✓	10	20
2	17	15	16	14
3	21	29	19	9
4	11	7	17	27
5	23	3	13	30

6 Work with a partner.

Student A Write five numbers. Say them to your partner.

Student B Write the numbers you hear. 14 24 ...