



Medical Chemistry lab



First Stage

Lab One (laboratory equipment and safty)

م.م هدير جاسم عبد الحسين

المعيدات :

بنين عامر كاظم

نور الهدى حسين

The Safety Lab:

You, the student, will be able to describe the lab policies and safety procedures to be followed while in the chemistry laboratory.

Introduction: The chemistry laboratory is a dangerous place to be unless you are familiar with the safety rules. Even when you are careful, accidents can still happen. Knowing how to avoid accidents and how to respond in emergency situations will be vital to your safety in any situation. You will be given basic rules in this lab.

Rules for Laboratory:

- 1) You must be on time to lab and hand in the lab that is due.
- 2) You must follow all safety procedures at all times.
- 3) You must be on task and carry your share of the lab work in your lab group.
- 4) Always wear appropriate clothing: chemically resistant lab coats or aprons are recommended.
- 5) Always wear chemical splash goggles for eye protection when working with chemicals.
- 6) Always wear gloves when handling chemicals. Select the glove material based on compatibility with the chemicals you may contact.
- 7) Always use chemicals with adequate ventilation or in a chemical fume hood
- 8) Do not allow the release of toxic substances in cold rooms or warm rooms, since these areas have contained, re-circulated air.



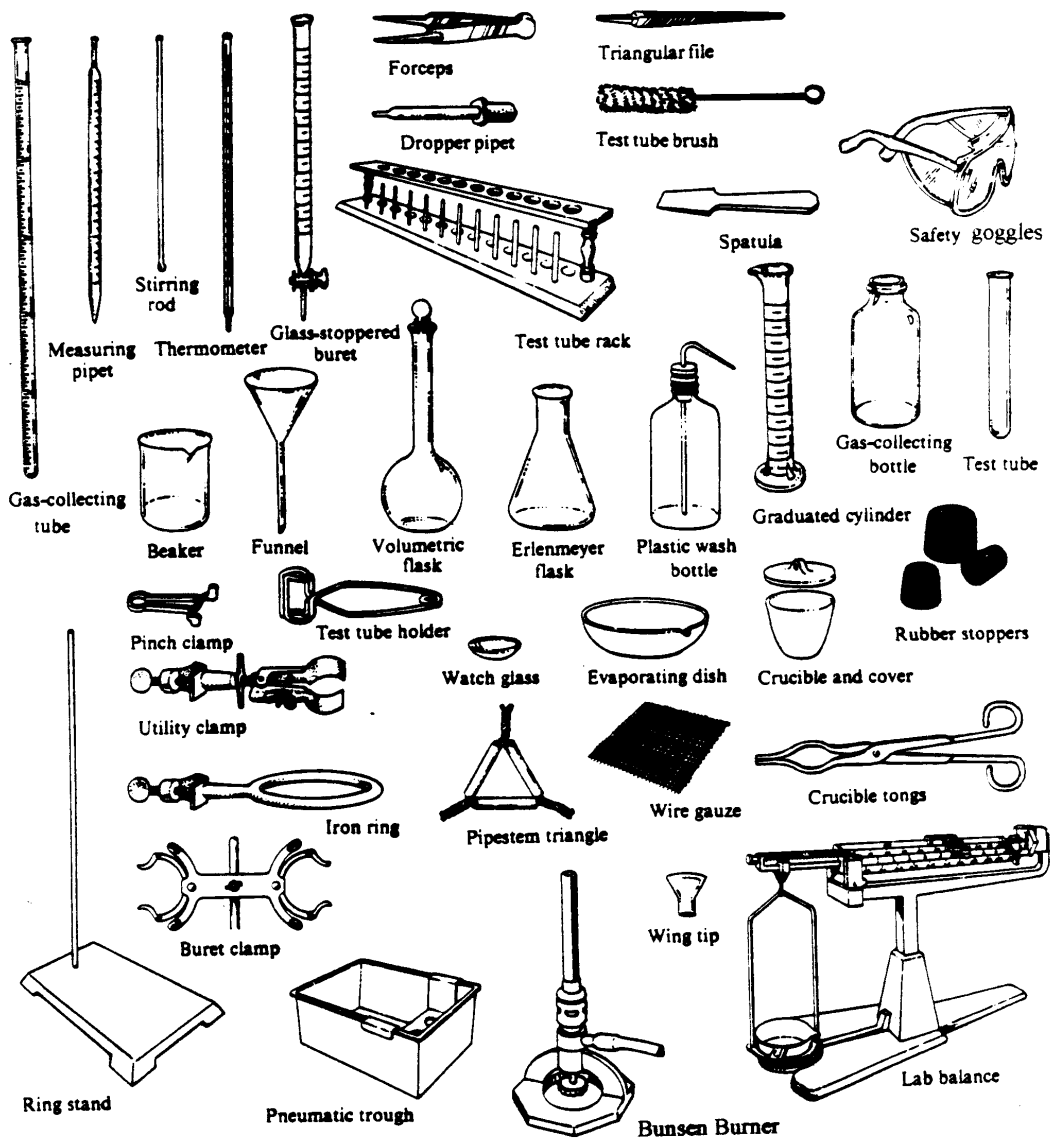
A fume hood

is typically a large piece of equipment enclosing five sides of a work area, the bottom of which is most commonly located at a standing work height.




Laboratory Equipment

Use this page of common laboratory equipment to complete the chemistry equipment crossword. Keep this page for reference in your notebook laboratory section.



1-Beaker



5-elastic wash bottle



2- Funnel



6- graduated cylinder



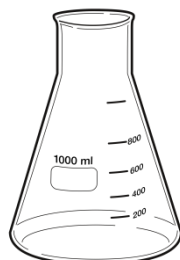
3- Volumetric Flask



7- Test Tube



4- Erlenmeyer Flask




8- Watch Glass



9- Glass Stirrer



13-Test tube Holder



10- Magnetic Stirrer



14- Dropper Pipette



11- Rubber Stopper



15- Test Tube Rack



12- Spatula (lab spatula)




16-Brushes Lab



filter paper

Used commonly in quantitative and qualitative analysis, filter papers must be closely matched to the application according to the physical characteristics of the filter paper. There are many sizes, materials, types, and grades of filter paper available for a variety of applications.



thermometer

A thermometer is a tool used for measuring temperature.

centrifuge

A **centrifuge** is a device that uses centrifugal force to separate various components of a fluid. This is achieved by spinning the fluid at high speed within a container.



Analytical Balance

Analytical Balances are designed to meet the specific weighing requirement in the laboratory working environment.

Performance, durability, robust, easy-to-use, precise results, efficient handling, space saving makes analytical balance an ideal choice.



Also known as Lab Balance, Laboratory Analytical Balance, Analytical Scale, Laboratory Analytical Scale, Loading Balance, Laboratory Precision Balance, Laboratory Loading Balance, Precision Scale, Laboratory Precision Scale.

- Aluminum shell, Anti-jamming, Anti-radiation The multiple functions modes with tare, counting, unit conversion and weighing.