

Fourth edition

New  
**Headway**  
Beginner Student's Book

John and Liz Soars



...op  
...de th  
...y-head  
...hey are s  
...ead-wate  
...streams form  
...ead-way  
...make progress  
...We are makin  
...bo

with **iTutor** DVD-ROM  
Revise > Review > Improve

OXFORD

# 1

# Hello!

*am/are/is, my/your* • This is ... • How are you? • Good morning!  
What's this in English? • Numbers 1-10 • Plurals

## STARTER

**T 1.1** Listen. Say your name.



## WHAT'S YOUR NAME? *am/are/is, my/your*

**1 T 1.2** Read and listen.

**Pablo** Hello. I'm Pablo. What's your name?  
**Mika** My name's Mika.  
**Pablo** Hello, Mika.

**T 1.2** Listen and repeat.


### GRAMMAR SPOT

**I'm** = I am  
**name's** = name is  
**What's** = What is

**2** Stand up and practise.

Hello. I'm \_\_\_\_\_.  
What's your name?


My name's \_\_\_\_\_.



# INTRODUCTIONS

This is ...


1 **T1.3** Read and listen.



**Pablo** Ben, this is Mika.  
Mika, this is Ben.  
**Mika** Hello, Ben.  
**Ben** Hello, Mika.

**T1.3** Listen and repeat.

2 Practise in groups of three.



Nice to meet you

3 **T1.4** Read and listen.



**Judy** Hello. My name's Judy Koblenz.  
**Robert** Hello. I'm Robert Smith.  
Nice to meet you.  
**Judy** And you.

**T1.4** Listen and repeat.

4 Practise in pairs. Say your first name and surname.

- A Hello. My name's \_\_\_\_\_.
- B Hello. I'm \_\_\_\_\_.  
Nice to meet you.
- A And you.

5 **T1.5** Listen to the English names.

- |   |             |               |                 |
|---|-------------|---------------|-----------------|
| ♂ | James Bond  | Robert Taylor | Henry Baker     |
| ♀ | Susie Walsh | Anita Johnson | Katherine Smith |

Choose a name. Stand up and say hello.



# HOW ARE YOU?

1 **T1.6** Read and listen.



1 **Pablo** Hi, Ben. How are you?  
**Ben** Fine, thanks, Pablo. And you?  
**Pablo** I'm OK, thanks.

2 **Ben** Hello, Mika. How are you?  
**Mika** Very well, thank you. How are you?  
**Ben** Fine.

**T1.6** Listen and repeat.

2 Answer your teacher.

Hi, \_\_\_\_\_. How are you?

Fine, thanks.

Fine, thanks. And you?

3 Stand up and practise.

Very well, thank you.

OK, thanks.

## GRAMMAR SPOT

Write *m, is, or are*.

I \_\_\_ Sandra. How \_\_\_ you? This \_\_\_ John.

▶ Grammar Reference 1.1–1.3 p123

4 Complete the conversations.

1

A Hello. My name's Ana.  
 \_\_\_\_\_ your name?  
 B \_\_\_\_\_ Mario.

2

A Max, \_\_\_\_\_ is Carla.  
 B Hi, Carla.  
 C Hello, Max. \_\_\_\_\_ to meet you.

3

A Hi, Eda. \_\_\_\_\_ are you?  
 B Fine, thanks, David.  
 And \_\_\_\_\_?  
 A \_\_\_\_\_ well, thanks.

**T1.7** Listen and check. Practise the conversations.

# EVERYDAY ENGLISH

## Good morning!

1 Complete the conversations.

Goodbye!      Good night!      **Good morning!**      Good afternoon!

1 A Good morning!  
B Good morning!  
What a lovely day!



2 A \_\_\_\_\_  
B Hello. A cup of tea, please.



3 A \_\_\_\_\_  
B Bye! See you later!



4 A \_\_\_\_\_  
B Good night! Sleep well!



**T1.8** Listen and check. Practise the conversations.

2 Put the words in the correct order.

1 A Good morning!  
**are you How today**  
How are you today \_\_\_\_\_?  
B Fine, thanks.

2 A Good afternoon!  
B Good afternoon!  
**coffee cup please of A**  
\_\_\_\_\_, \_\_\_\_\_.

3 A Goodbye!  
**nice Have day a**  
\_\_\_\_\_  
B Thank you. And you.  
**you later See**  
\_\_\_\_\_.


4 A Good night!  
**well Sleep**  
\_\_\_\_\_  
B Thank you.  
**you And**  
\_\_\_\_\_.

**T1.9** Listen and check. Practise the conversations.

# VOCABULARY AND SPEAKING

What's this in English?

1 Write the words.



a book

a camera

a car

a photograph

a computer

a bag

a hamburger


a television

a phone

a sandwich

a bus

a house



2 T 1.10 Listen and repeat the words.

3 T 1.11 Listen and repeat.

What's this in English?

It's a photograph.

Work with a partner. Point to a picture. Ask and answer questions.

## GRAMMAR SPOT

It's = It is

4 Go to things in the room. Ask your teacher.

What's this in English?

It's a ...

# Numbers 1–10 and plurals

1 **T 1.12** Read and listen.  
Practise the numbers.

**1** one

**2** two

**3** three

**4** four

**5** five

**6** six

**7** seven


**8** eight

**9** nine

**10** ten

2 Say the numbers round the class.

3 Write the numbers.



**T 1.13** Listen and check.

4 Ask and answer questions.

What's in this picture?

Nine photographs.

5 **T 1.14** Listen and repeat.

/s/	/z/	/ɪz/
books	cars	sandwiches
photographs	computers	houses
students	hamburgers	buses
	cameras	
	televisions	
	bags	
	phones	

## GRAMMAR SPOT

Singular	Plural
one book	two books
one bus	two buses

▶▶ Grammar Reference 1.4 p123