

Fourth edition

New  
**Headway**  
Beginner Student's Book

John and Liz Soars



hope  
de th  
o-head  
they are s  
head-wate  
streams form  
head-way  
make progress  
We are makin  
boat

with **iTutor** DVD-ROM  
Revise > Review > Improve

OXFORD

# 1

# Hello!

am/are/is, my/your • This is... • How are you? • Good morning!  
What's this in English? • Numbers 1-10 • Plurals

## STARTER

**T 1.1** Listen. Say your name.



## WHAT'S YOUR NAME?

am/are/is, my/your

**1 T 1.2** Read and listen.

**Pablo** Hello. I'm Pablo. What's your name?

**Ahmed** My name's Ahmed.

**Pablo** Hello, Ahmed.

**T 1.2** Listen and repeat.

### GRAMMAR SPOT

I'm = I am


name's = name is

What's = What is

**2** Stand up and practise.

Hello. I'm \_\_\_\_\_.  
What's your name?


My name's \_\_\_\_\_.



# INTRODUCTIONS

This is ...


1 **T1.3** Read and listen.



**Pablo** Ben, this is Mika.  
Mika, this is Ben.  
**Mika** Hello, Ben.  
**Ben** Hello, Mika.

**T1.3** Listen and repeat.

2 Practise in groups of three.



Nice to meet you

3 **T1.4** Read and listen.



**Judy** Hello. My name's Judy Koblenz.  
**Robert** Hello. I'm Robert Smith.  
Nice to meet you.  
**Judy** And you.

**T1.4** Listen and repeat.

4 Practise in pairs. Say your first name and surname.

A Hello. My name's \_\_\_\_\_.

B Hello. I'm \_\_\_\_\_.

Nice to meet you.


A And you.

5 **T1.5** Listen to the English names.

♂ James Bond Robert Taylor Henry Baker

♀ Susie Walsh Anita Johnson Katherine Smith

Choose a name. Stand up and say hello.



# HOW ARE YOU?

1 T1.6 Read and listen.



1 **Pablo** Hi, Ben. How are you?  
**Ben** Fine, thanks, Pablo. And you?  
**Pablo** I'm OK, thanks.



2 **Ben** Hello, Ahmed. How are you?  
**Ahmed** Very well, thank you. How are you?  
**Ben** Fine.

T1.6 Listen and repeat.

2 Answer your teacher.

Hi, \_\_\_\_\_. How are you?

Fine, thanks.

Fine, thanks. And you?

Very well, thank you.

OK, thanks.

3 Stand up and practise.

**GRAMMAR SPOT**

Write 'm, is, or are.

I \_\_\_ Sandra.      How \_\_\_ you?      This \_\_\_ John.

▶ Grammar Reference 1.1-1.3 p123

4 Complete the conversations.

1

A Hello. \_\_\_\_\_ name's Anna.  
 \_\_\_\_\_ your name?  
 B \_\_\_\_\_ Marie.

2

A Max, \_\_\_\_\_ is Carla.  
 B Hi, Carla.  
 C Hello, Max. \_\_\_\_\_ to meet you.

3

A Hi, Eda. \_\_\_\_\_ are you?  
 B Fine, thanks, David.  
 And \_\_\_\_\_?  
 A \_\_\_\_\_ well, thanks.

T1.7 Listen and check. Practise the conversations.

# EVERYDAY ENGLISH

## Good morning!

1 Complete the conversations.

Goodbye!      Good night!      **Good morning!**      Good afternoon!

- 1 A Good morning!  
 B Good morning!  
 What a lovely day!



- 2 A \_\_\_\_\_  
 B Hello. A cup of tea, please.



- 3 A \_\_\_\_\_  
 B Bye! See you later!



- 4 A \_\_\_\_\_  
 B Good night! Sleep well!



**T1.8** Listen and check. Practise the conversations.

2 Put the words in the correct order.

- 1 A Good morning!  
**are you How today**  
How are you today ?  
 B Fine, thanks.

- 2 A Good afternoon!  
 B Good afternoon!  
**coffee cup please of A**  
 \_\_\_\_\_, \_\_\_\_\_.

- 3 A Goodbye!  
**nice Have day a**  
 \_\_\_\_\_.  
 B Thank you. And you.  
**you later See**  
 \_\_\_\_\_.


- 4 A Good night!  
**well Sleep**  
 \_\_\_\_\_!  
 B Thank you.  
**you And**  
 \_\_\_\_\_.

**T1.9** Listen and check. Practise the conversations.

# VOCABULARY AND SPEAKING

What's this in English?

1 Write the words.



a book

a camera

a car

a photograph

a computer

a bag

a hamburger


a television

a phone

a sandwich

a bus

a house



2 T 1.10 Listen and repeat the words.

3 T 1.11 Listen and repeat.

What's this in English?

It's a photograph.

Work with a partner. Point to a picture. Ask and answer questions.

## GRAMMAR SPOT

It's = It is

4 Go to things in the room. Ask your teacher.

What's this in English?

It's a ...

# Numbers 1-10 and plurals

1 **T 1.12** Read and listen.  
Practise the numbers.

**1** one

**2** two

**3** three

**4** four

**5** five

**6** six

**7** seven

**8** eight

**9** nine

**10** ten

2 Say the numbers round the class.

3 Write the numbers.



a five books



b \_\_\_\_\_ cars



c \_\_\_\_\_ houses



d \_\_\_\_\_ cameras



e \_\_\_\_\_ photographs



f \_\_\_\_\_ sandwiches



g \_\_\_\_\_ computers



h \_\_\_\_\_ buses



i \_\_\_\_\_ students

**T 1.13** Listen and check.

4 Ask and answer questions.

What's in this picture?

Nine photographs.

5 **T 1.14** Listen and repeat.

/s/	/z/	/ɪz/
books	cars	sandwiches
photographs	computers	houses
students	hamburgers	buses
	cameras	
	televisions	
	bags	
	phones	

## GRAMMAR SPOT

Singular	Plural
one book	two books
one bus	two buses

▶▶ Grammar Reference 1.4 p123