

# COMPUTER APPLICATION



## Windows 7

By : Buthaina Al-Khafaji

2021-2022

# WINDOWS 7

## Objectives

The operating system is the most important program in the computer. An operating system performs four primary functions.

- It manages and controls the hardware connected to a computer.
- It helps other programs running on a computer to use the hardware.
- It helps you organize and manage files and folders on the computer.
- It provides a user interface that allows you to interact with the hardware, the operating system itself, and other programs.

An example of an operating system is **Windows 7**.

# WINDOWS 7

## **Functions of an operating system:**

### **1-Provides a user interface:**

Many operating systems provide visual elements, such as icons and menus, to help you interact with a computer. You can use a mouse to select icons and issue commands.

For example, you can double-click a file to open it with the appropriate program

### **2-Helps manage computer resources:**

An operating system helps manage hardware. Programs communicate with the operating system to work with the required hardware, such as the CPU, to complete the required tasks.

# WINDOWS 7

## **3-Helps secure data by controlling user access to a computer:**

An operating system allows you to secure your data. It helps you specify authentication and authorization rights to control access to your computer and its resources.

**Authentication** is the process by which the computer system validates a user's logon information. An operating system can help you create a username and a password, so that only those users who know the username and password can access the resources on your computer.

## **4- Provides utilities to configure your system:**

A GUI-based operating system provides easy-to-use utilities to help you configure your computer. These utilities are small programs that help you perform specific functions, such as connecting to a network, managing resources, and adding new programs to your computer.

For example, provides a backup program to save your important data..

# WINDOWS 7

## **The components of a Windows user interface:**

### **-Desktop**

The desktop is an on-screen work area that uses a combination of menus and icons. The desktop includes the following components:

Wallpaper is a picture on the screen background that you can choose. You can consider it as a tablecloth placed on a table.

An icon is a small image displayed on the screen to represent an object. Icons help you perform certain computer actions without having to remember commands or type them. For example, you can click a file icon to open the file with the appropriate program.

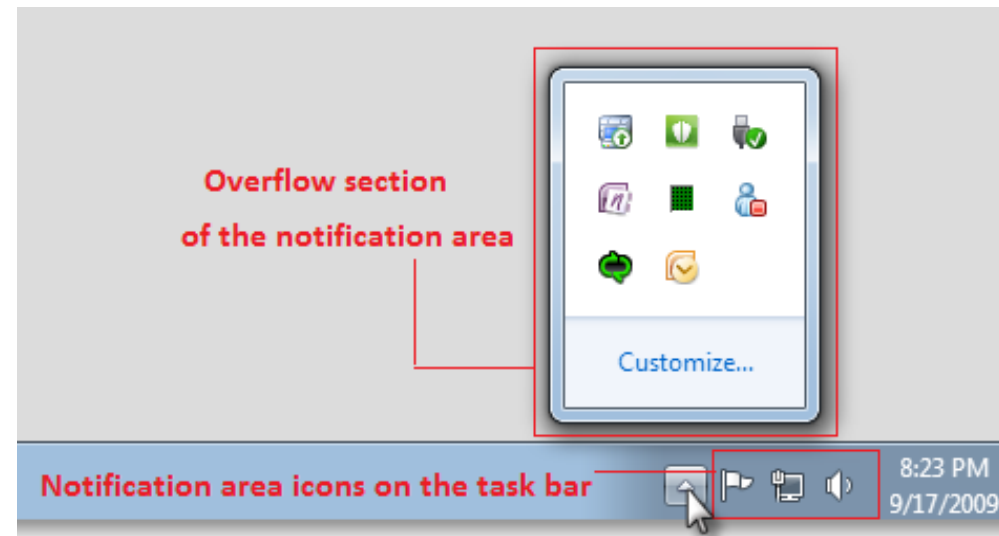
# WINDOWS 7



# WINDOWS 7

## Notification Area

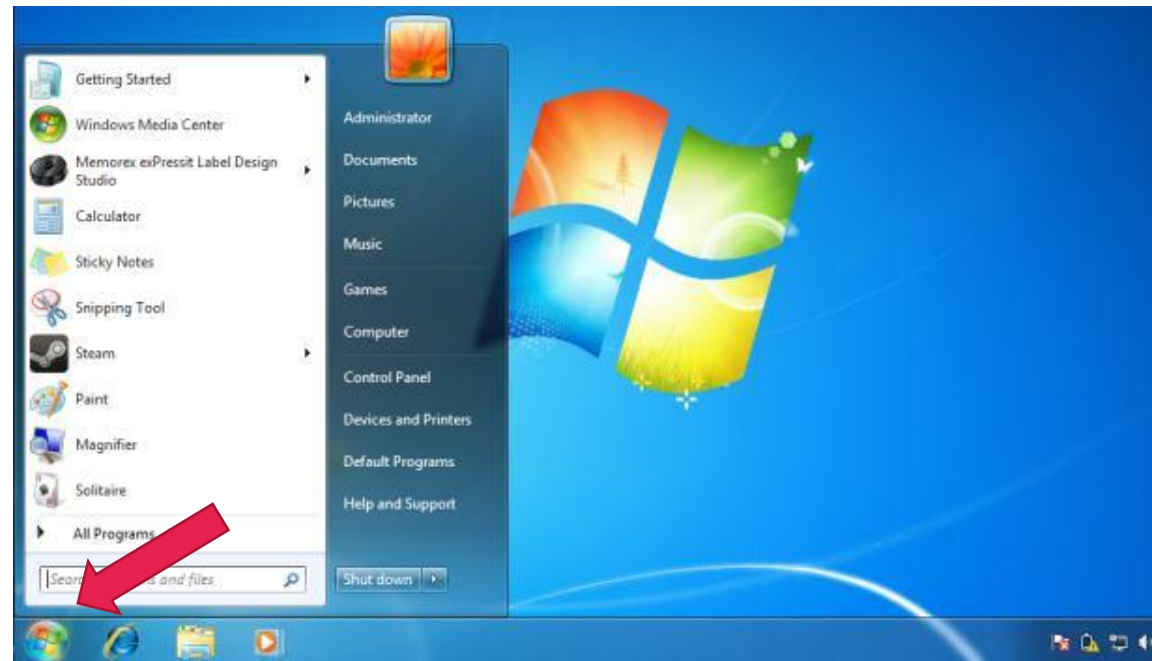
When the taskbar is located at the bottom of a screen, the notification area is located on the right side of the taskbar. The notification area displays the time, a volume icon, and icons of some programs running on a computer. For example, the printer shortcut icon appears after a document has been sent to the printer and disappears when the printing is complete.



# WINDOWS 7

## Start Button In Windows 7

the Start button opens the Start menu. You can use the commands on the Start menu to start a program, or to restart or shutdown the computer.



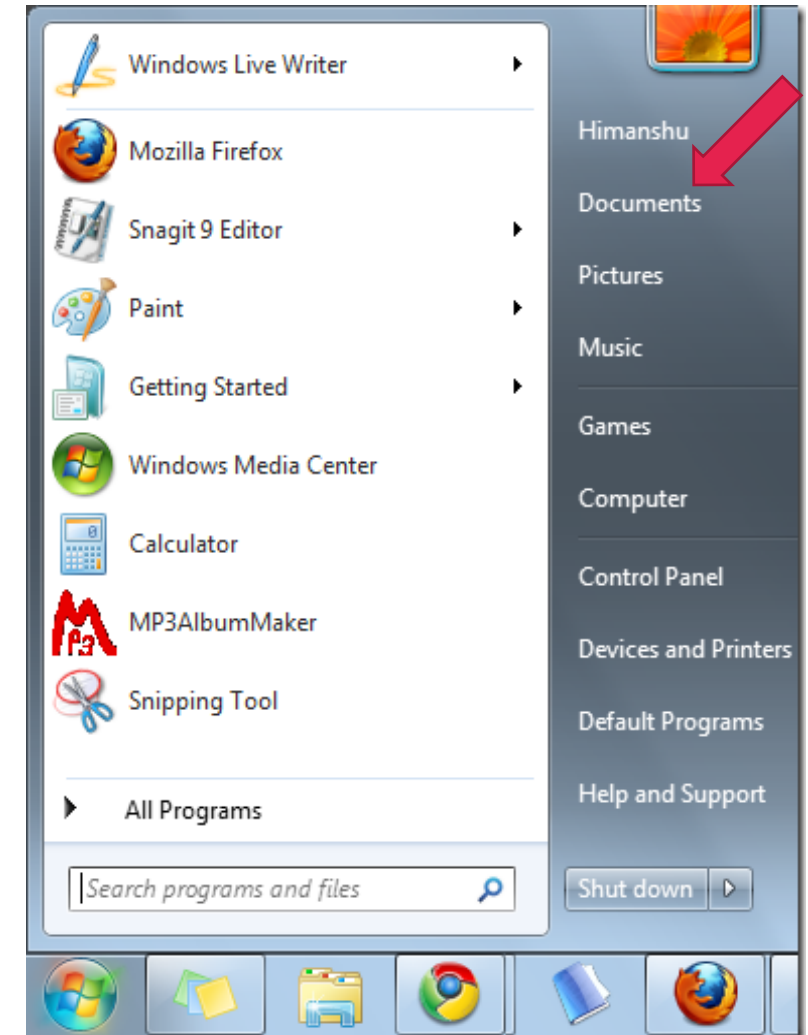


# WINDOWS 7

## My Documents:

When you click My Documents on the Start menu, the contents in the My Documents folder appear in a rectangular area, called the window. The window displays two specialized folders, My Pictures and My Music.

You can use the My Documents folder to share your documents and also keep private the documents you do not want to share.





**Any Question.....?**