

## Procedure #7: patient Positions

### Purpose of changing position

- 1- TO prevent Bed ulcer (bed sore)
- 2- TO Enhance Blood circulation
- 3- for rest
- 4- for therapeutic

# Changing the position of the patient every  
**(2) hours**

## Type of Positions

- 1- Supine position.**
- 2- Lateral position ( side lying)**
- 3- Sims position.**
- 4- Prone position.**
- 5- Fowler position : have 2 type**
  - A\*Semi- fowler position angle (45)**
  - B\*High – fowler position angle (90) ( semi – setting position)**
- 6- Knee- Chest position.**
- 7- Lithotomy position.**
- 8- Trendelenburg position.**
- 9- Kidney position.**
- 10- Sitting position**
- 11- Standing position**
- 12- Squatting position**

Fundamentals of Nursing -Practices -1<sup>st</sup> Stage -2<sup>st</sup> Semester  
Tutor M.Sc.N Hassanain Al-Mamoori



A. Supine



B. Sims' (posterior view)



C. Prone



D. Knee-chest



E. Dorsal recumbent



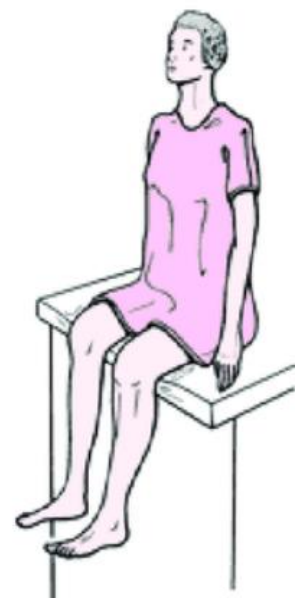
G. Standing



F. Lithotomy

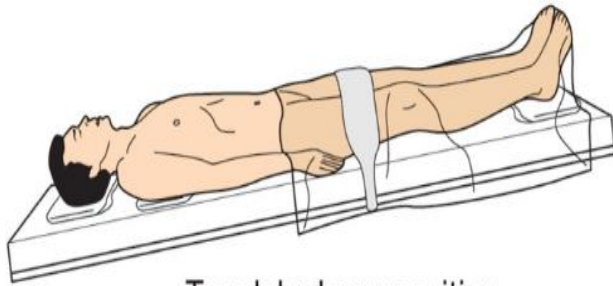


H. Squatting

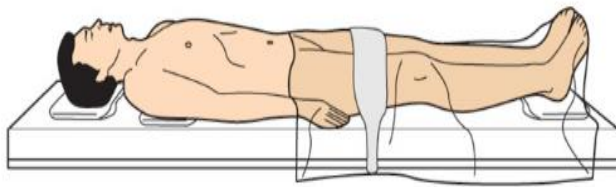


I. Sitting

Fundamentals of Nursing -Practices -1<sup>st</sup> Stage -2<sup>st</sup> Semester  
Tutor M.Sc.N Hassanain Al-Mamoori



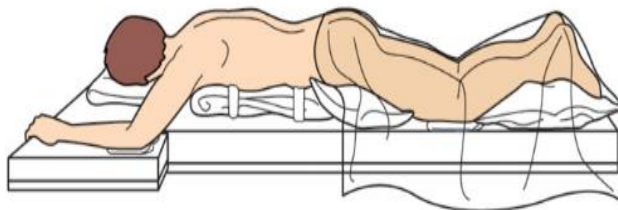
Trendelenburg position



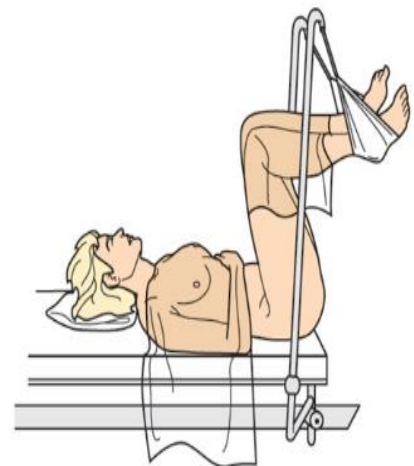
Supine position



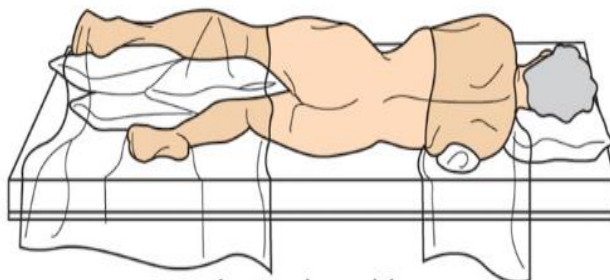
Fowler position



Prone position



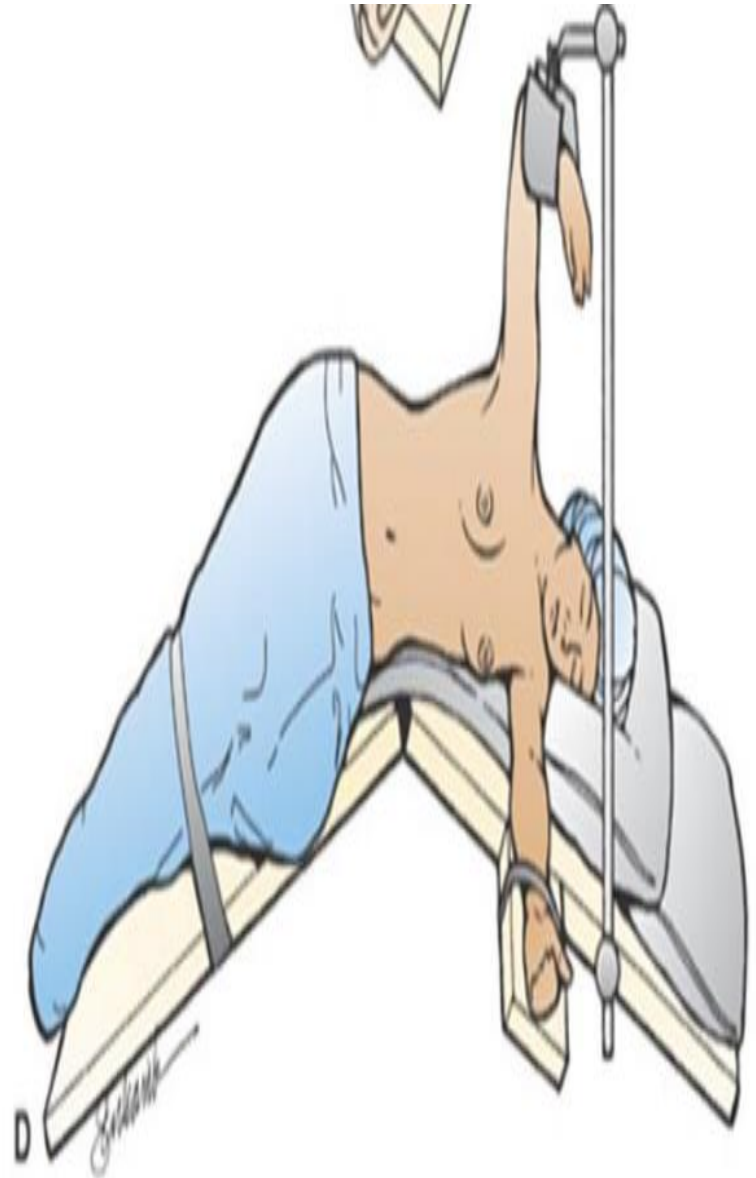
Lithotomy position



Lateral position



## Kidney position & Lithotomy position



Fundamentals of Nursing -Practices -1<sup>st</sup> Stage -2<sup>st</sup> Semester  
Tutor M.Sc.N Hassanain Al-Mamoori

