

**Republic of Iraq**  
**Ministry of Higher Education**  
**and Scientific Research**  
**Al-Mustaqbal University College**  
**Computer Engineering Techniques Department**



**Subject: Fundamentals of Electrical Engineering**

**First Class**

**Lecture Eleven**

**By**

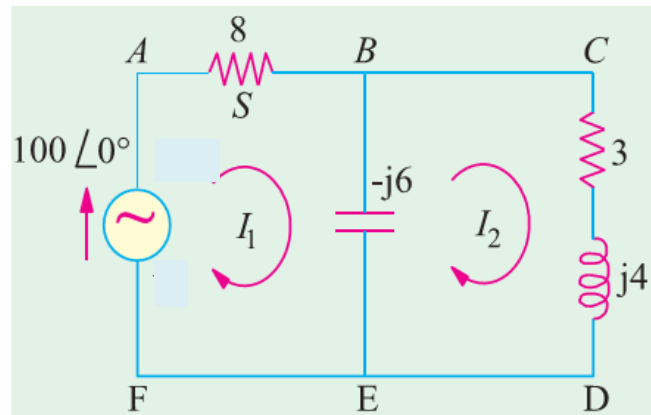
**Dr. Jaber Ghaib**

**MSc. Sarah Abbas**

## التحليل الحلقي (Mesh Analysis)

بالاعتماد على استخدام قانون كريشوف للفولتية يتم تطبيق طريقة التحليل الحلقي في دوائر التيار المستمر

**Example 1.** Find the power output of the voltage source in the circuit of Fig. below. Prove that this power equals the power in the circuit resistors.



**Sol:**

**Loop 1**

$$8I_1 - j6(I_1 - I_2) - 100\angle 0 = 0$$

$$(8 - j6)I_1 + j6I_2 = 100\angle 0$$

**Loop 2**

$$-j6(I_2 - I_1) + (3 + j4)I_2 = 0$$

$$j6I_1 + (3 - j2)I_2 = 0$$



$$\begin{bmatrix} (8-j6) & j6 \\ j6 & (3-j2) \end{bmatrix} = \begin{bmatrix} I_1 \\ I_2 \end{bmatrix} = \begin{bmatrix} 100 \angle 0^\circ \\ -0 \end{bmatrix}$$

$$\begin{aligned} \Delta &= \begin{vmatrix} (8-j6) & j6 \\ j6 & (3-j2) \end{vmatrix} = (8-j6)(3-j2) - (j6)^2 : \\ &= 24 - j16 - j18 - 12 + 36 \\ &= 48 - j34 = 58.82 \angle -35.3^\circ \end{aligned}$$

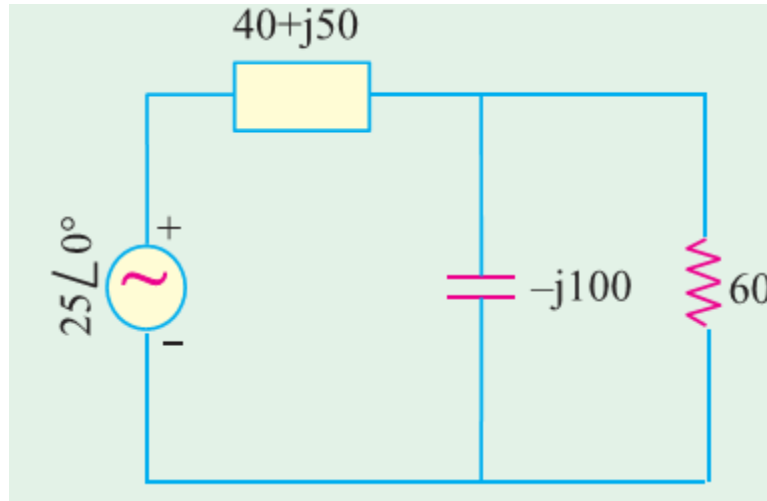
$$\Delta_1 = \begin{vmatrix} 100 \angle 0^\circ & j6 \\ 0 & (3-j2) \end{vmatrix} = (300 - j200) = 360 \angle -33.7^\circ$$

$$\Delta_2 = \begin{vmatrix} (8-j6) & 100 \angle 0^\circ \\ j6 & 0 \end{vmatrix} = 600 \angle 90^\circ$$

$$\begin{aligned} I_1 &= \frac{\Delta_1}{\Delta} = \frac{300 - j200}{48 - j34} \times \frac{48 + j34}{48 + j34} \\ &= \frac{14400 + j10200 - j9600 + 6800}{2304 + 1156} = \frac{21200 + j600}{3460} = 6.13 + j0.17 \text{ A} \end{aligned}$$

$$\begin{aligned} I_2 &= \frac{\Delta_2}{\Delta} = \frac{j600}{48 - j34} \times \frac{48 + j34}{48 + j34} \\ &= \frac{j28800 - 20400}{2304 + 1156} = \frac{j28800 - 20400}{3460} = -5.89 + j8.32 \text{ A} \end{aligned}$$

**Example 2:** Using mesh analysis method, find the value of current in each branch of the network shown in Fig. below



Sol:

### Loop No. 1

$$25 - I_1 (40 + j50) - (-j100) (I_1 - I_2) = 0$$

$$\therefore 25 - I_1 (40 - j50) - j100 I_2 = 0$$

### Loop No. 2

$$-60 I_2 - (-j100) (I_2 - I_1) = 0$$

$$\therefore -j100 I_1 - I_2 (60 - j100) = 0$$

$$\therefore I_2 = \frac{-j100 I_1}{(60 - j100)} = \frac{100 \angle -90^\circ I_1}{116.62 \angle -59^\circ} = 0.8575 \angle 31^\circ I_1$$

$$25 - I_1 (40 - j50) - j100 \times 0.8575 \angle 31^\circ I_1 = 0$$

$$25 - 40 I_1 + j50 I_1 - 85.75 \angle 59^\circ$$

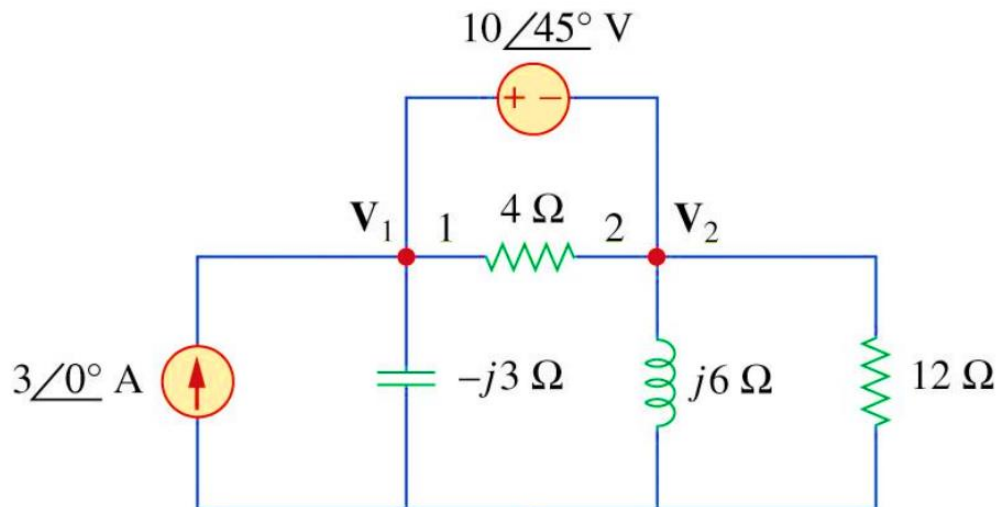
$$25 - I_1 (84.16 + j 23.5) = 0.$$

$$I_1 = \frac{25}{(84.16 + j23.5)} = \frac{25}{87.38 \angle 15.6^\circ} = 0.286 \angle -15.6^\circ \text{ A}$$

$$I_2 = 0.8575 \angle 31^\circ I_1 \times 0.286 \angle -15.6^\circ = 0.2452 \angle -46.6^\circ \text{ A}$$

Current through the capacitor =  $(I_1 - I_2) = 0.286 \angle -15.6^\circ - 0.2452 \angle -46.6^\circ = 0.107 + j0.1013 = 0.1473 \angle 43.43^\circ \text{ A}$ .

**Example 3:** determine the value of current in each element using mesh analysis method.



**Sol:**

**Loop 1**

The value of current in first loop is

$$I_1 = 3 + j0 \text{ A}$$



### Loop 2

$$-j3(I_2 - I_1) + 4(I_2 - I_4) + j6(I_2 - I_3) = 0$$

$$j3 \times 3 + (4 + j3)I_2 - j6 I_3 - 4I_4 = 0$$

$$(4 + j3)I_2 - j6 I_3 - 4I_4 = -j9 \quad (1)$$

### Loop 3

$$j6(I_3 - I_2) + 12 I_3 = 0$$

$$-j6I_2 + (12 + j6)I_3 = 0 \quad (2)$$

### Loop 4

$$10\angle 45 = 10(\cos 45 + j \sin 45)$$

$$= 7.07 + j7.07$$

$$4(I_4 - I_2) + 10\angle 45 = 0$$

$$4I_2 - 4I_4 = -7.07 - j7.07 \quad (3)$$

The current in the second loop is

$$I_2 = \frac{\begin{vmatrix} -j9 & -j6 & -4 \\ 0 & 12 + j6 & 0 \\ -7.07 - j7.07 & 0 & -4 \end{vmatrix}}{\begin{vmatrix} 4 + j3 & -j6 & -4 \\ -j6 & 12 + j6 & 0 \\ 4 & 0 & -4 \end{vmatrix}}$$

$$= \frac{-j9[(12 + j6) * -4] - (-j6)[0] + (-4)[0 - (-7.07 - j7.07) * (12 + j6)]}{(4 + j3)[(12 + j6) * -4] - (-j6)[-j6 * -4] - 4[0 - 4(12 + j6)]}$$



$$= \frac{46.32 - j77.04}{-456 - j336} = 0.015 + j0.158 A$$

$$I_3 = \frac{\begin{vmatrix} 4 + j3 & -j9 & -4 \\ -j6 & 0 & 0 \\ 4 & -7.07 - j7.07 & -4 \end{vmatrix}}{\begin{vmatrix} 4 + j3 & -j6 & -4 \\ -j6 & 12 + j6 & 0 \\ 4 & 0 & -4 \end{vmatrix}}$$

$$= \frac{(4 + j3) * 0 - (-j9)[-j6 * -4] - 4[-j6 * (-7.07 - j7.07)]}{(4 + j3)[(12 + j6) * -4] - (-j6)[-j6 * -4] - 4[0 - 4(12 + j6)]}$$

$$= \frac{-46.32 - j169.68}{-456 - j336} = 0.244 + j0.193 A$$

$$I_4 = \frac{\begin{vmatrix} 4 + j3 & -j6 & -j9 \\ -j6 & 12 + j6 & 0 \\ 4 & 0 & -7.07 - j7.07 \end{vmatrix}}{\begin{vmatrix} 4 + j3 & -j6 & -4 \\ -j6 & 12 + j6 & 0 \\ 4 & 0 & -4 \end{vmatrix}}$$

$$= \frac{(4 + j3)[(12 + j6) * (-7.07 - j7.07)] - (-j6)[-j6 * (-7.07 - j7.07)] - j9[-4(12 + j6)]}{(4 + j3)[(12 + j6) * -4] - (-j6)[-j6 * -4] - 4[0 - 4(12 + j6)]}$$

$$= \frac{-258.42 - j458.82}{-456 - j336} = 0.848 + j0.381 A$$